

MVP12, 6XM12, 5POLE, M23 19POL. CON.

Connector exit frontside

Art.No.: 27783

Weight: 0.121

Country of origin: DE

Model designation: MVD6-U

6-way, 5-pole

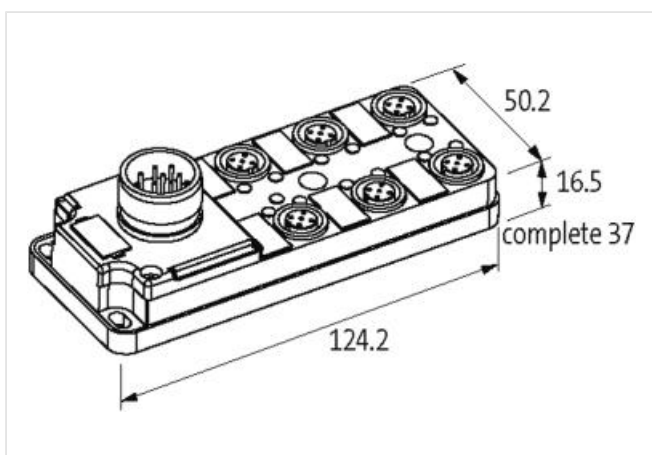
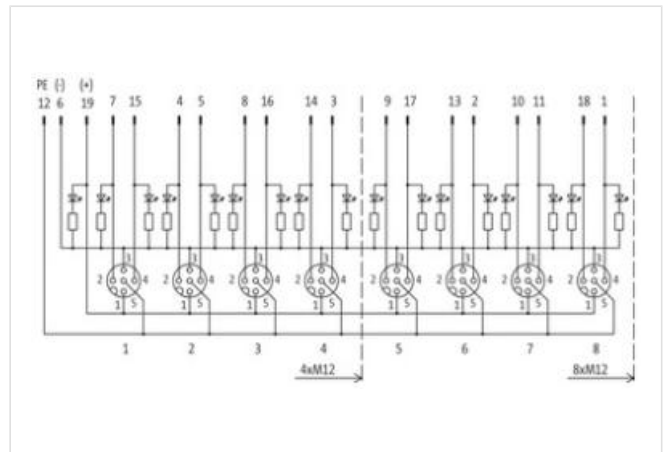
M23 plug connection

19-pole used

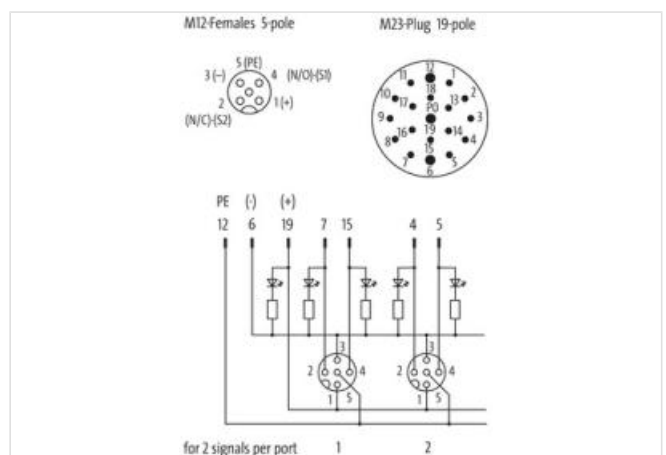
with LED for digital PNP-signals 24 V DC

Plastic housings with good resistance against chemicals and oils.

The resistance to aggressive media should be individually tested for your application. Further details on request.

[Link to Product](#)**Illustration**

Product may differ from Image

**Commercial data**

| | |
|---|------------------|
| ECLASS-6.0 | 27279219 |
| ECLASS-6.1 | 27279219 |
| ECLASS-7.0 | 27279219 |
| ECLASS-8.0 | 27279219 |
| ECLASS-9.0 | 27440111 |
| ECLASS-10.1 | 27440111 |
| ECLASS-11.1 | 27440111 |
| ECLASS-12.0 | 27440111 |
| ETIM-5.0 | EC002585 |
| customs tariff number | 85369010 |
| customs tariff number | 85369010 |
| customs tariff number | 85366990 |
| GTIN | 4048879063203 |
| GTIN | 4048879063203 |
| GTIN | 4048879063203 |
| Packaging unit | 1 |
| Packaging unit | 1 |
| Packaging unit | 1 |
| Electrical data Supply | |
| Operating voltage DC | 24 V |
| Current operating per contact max. | 4 A |
| Total current max. | 10 A |
| Industrial communication | |
| Number of signals per port | 2 |
| Installation Connection | |
| Mounting set | M12 x 1 |
| Device protection Electrical | |
| Degree of protection (EN IEC 60529) | IP67 |
| Additional condition protection degree | screwed, mounted |
| Device protection Media | |
| Flame resistance | flame retardant |
| Mechanical data Material data | |
| Material housing | Plastic |
| Mechanical data Mounting data | |
| Mounting method | Schraubgewinde |
| Height | 99,2 mm |
| Width | 50,2 mm |
| Depth | 16,5 mm |
| Environmental characteristics Climatic | |
| Operating temperature min. | -20 °C |
| Operating temperature max. | 80 °C |
| Connection type 2 | |
| Family construction form | M12 |
| Gender | female |
| Color contact carrier | black |
| Coding | A |
| No. of poles | 5 |
| PIN 1 | + |
| PIN 2 | NC S 2 |
| PIN 3 | - |

| | |
|--------------------------|---------|
| PIN 4 | NO S 1 |
| PIN 5 | PE |
| Family construction form | M23 |
| Gender | male |
| Color contact carrier | black |
| Coding | A |
| No. of poles | 19 |
| PIN 1 | VT |
| PIN 2 | RD |
| PIN 3 | GY |
| PIN 4 | RD / BU |
| PIN 5 | GN |
| PIN 6 | BU |
| PIN 7 | GY / PK |
| PIN 8 | WH / GN |
| PIN 9 | WH / YE |
| PIN 10 | WH / GY |
| PIN 11 | BK |
| PIN 12 | YE / GN |
| PIN 13 | YE / BN |
| PIN 14 | BN / GN |
| PIN 15 | WH |
| PIN 16 | YE |
| PIN 17 | PK |
| PIN 18 | GY / BN |
| PIN 19 | BN |