

**M8 male 0° A-cod. with cable**

PUR 4x0.25 gy UL/CSA+drag ch. 5m

Art.No.: 7000-08011-2310500

Weight: 0.150 kg

Country of origin: US

Model designation: MSHL0-T231\_5.0

**Advantages of our connectors:**

Our connectors are versatile and specially optimised for industrial environments. All connectors are 100% tested during the manufacturing process to ensure the highest quality and reliability.

The contacts are gold-plated, which ensures optimum conductivity. Thanks to the high degree of protection, the connectors are ideal for demanding industrial environments. They are also vibration-resistant - this is ensured by the union nut with vibration protection.

Our connectors are resistant to oils and cooling lubricants, but resistance to aggressive media should be tested for each specific application. Different cable lengths available [on request](#)

If you are missing technical information? Please feel free to use our [dictionary](#) to find more technical details.

**Product details:**

Male straight

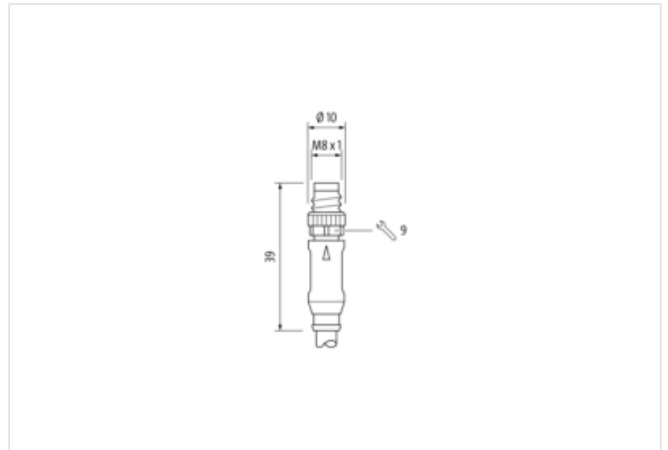

M8, 4-pole

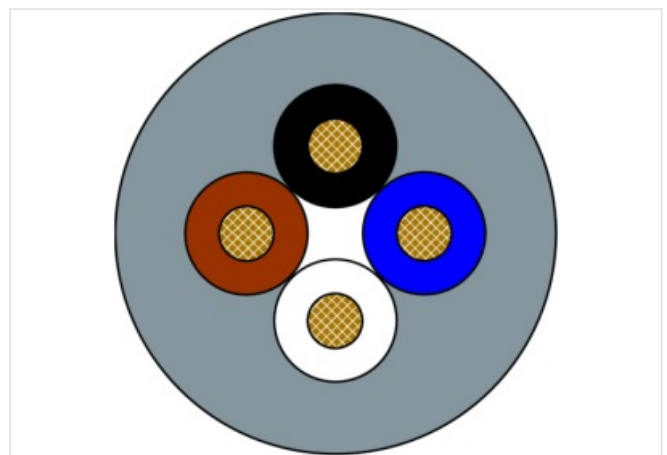
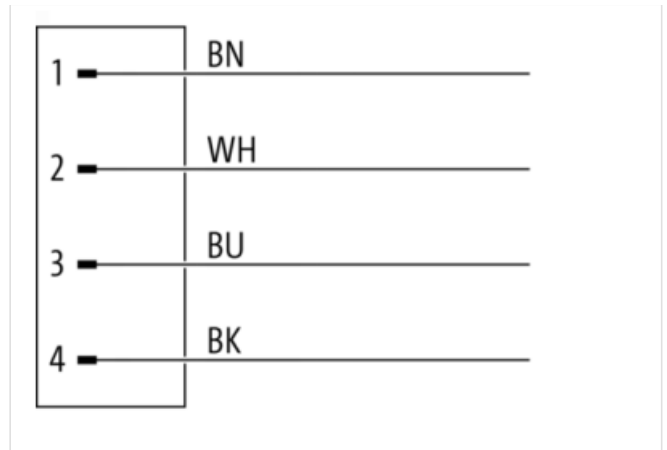
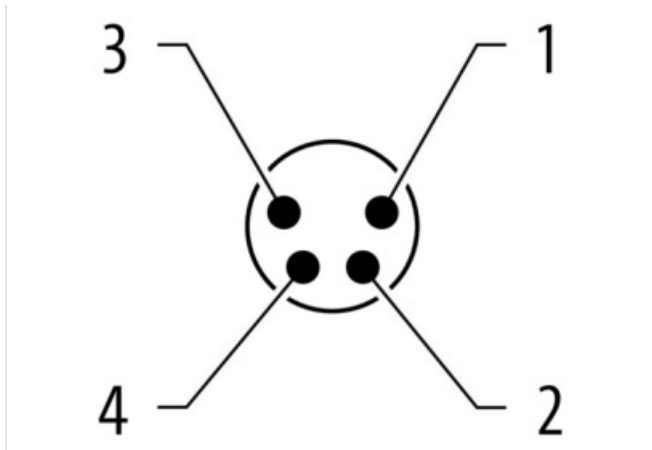
Art-No. 7005 - M8 Lite - (plastic hexagonal screw) on request  
with cable sleeves

Plastic housings with good resistance against chemicals and oils.

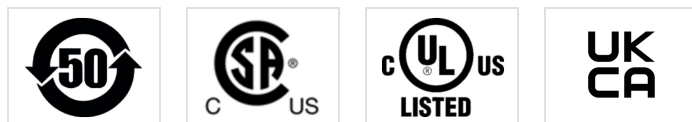
The resistance to aggressive media should be individually tested for your application. Further details on request.

Further cable lengths on request.

**[Link to Product](#)****Illustration**



Product may differ from Image



|   |                   |
|---|-------------------|
| Cable length                              | 5,00 m            |
| <b>Side 1</b>                             |                   |
| Family construction form                  | M8                |
| No. of poles                              | 4                 |
| Coding                                    | A                 |
| Gender                                    | male              |
| Mounting method                           | inserted, screwed |
| Threaded hole                             | M8 x 1            |
| Tightening torque                         | 0,4 Nm            |
| Width across flats                        | SW9               |
| Cable outlet                              | straight          |
| suitable for corrugated tube (internal Ø) | 6,5 mm            |
| Material                                  | PUR               |
| Material contact                          | Copper alloy      |
| Coating contact                           | gold plated       |
| Degree of protection (EN IEC 60529)       | IP67, IP66K, IP65 |
| <b>Side 2</b>                             |                   |
| Family construction form                  | free cable end    |

Stripping length (jacket) 20 mm

#### Commercial data

|                       |   |
|-----------------------|---|
| URL Webshop           | <a href="https://shop.murrelektronik.com/7000-08011-2310500">https://shop.murrelektronik.com/7000-08011-2310500</a> |
| GTIN                  | 4048879233101   |
| Customs tariff number | 85444290  |
| ECLASS-6.0            | 27279218  |
| ECLASS-6.1            | 27279218  |
| ECLASS-7.0            | 27279218  |
| ECLASS-7.1            | 27279218  |
| ECLASS-8.0            | 27279218  |
| ECLASS-8.1            | 27279218  |
| ECLASS-9.0            | 27060311  |
| ECLASS-9.1            | 27060311  |
| ECLASS-10.0.1         | 27060311  |
| ECLASS-10.1           | 27060311  |
| ECLASS-11.0           | 27060311  |
| ECLASS-11.1           | 27060311  |
| ECLASS-12.0           | 27060311  |
| ECLASS-13.0           | 27060311  |
| ECLASS-14.0           | 27060311  |
| ETIM-5.0              | EC001855  |
| ETIM-6.0              | EC001855  |
| ETIM-7.0              | EC001855  |
| ETIM-8.0              | EC001855  |
| customs tariff number | 85444290  |
| EAN                   | 4048879233101   |
| Packaging unit        | 1   |

#### Electrical data | Supply

|                                    |      |
|------------------------------------|------|
| Operating voltage AC max.          | 50 V |
| Operating voltage DC max.          | 60 V |
| Current operating per contact max. | 4 A  |

#### Diagnostics

|                       |    |
|-----------------------|----|
| Status indication LED | No |
|-----------------------|----|

#### Installation | Connection

|              |        |
|--------------|--------|
| Mounting set | M8 x 1 |
|--------------|--------|

#### Device protection | Electrical

|  |                   |
|--|-------------------|
| Additional condition protection degree | inserted, screwed |
| Pollution Degree                       | 3                 |
| Rated surge voltage                    | 1,5 kV            |
| Material group (IEC 60664-1)           | I                 |

#### Mechanical data | Material data

|                          |                  |
|--------------------------|------------------|
| Material contact carrier | TPU              |
| Screw connection         | Brass            |
| Coating of fitting       | nickel plated    |
| Locking material         | Zinc die-casting |
| Coating locking          | Nickeled         |

#### Mechanical data | Mounting data

|                 |                                       |
|-----------------|---------------------------------------|
| Mounting method | inserted, screwed, Shaking protection |
|-----------------|---------------------------------------|

#### Environmental characteristics | Climatic

|                            |        |
|----------------------------|--------|
| Operating temperature min. | -25 °C |
| Operating temperature max. | 85 °C  |

Additional condition temperature range depending on cable quality

#### Important installation notes

Note on bending radius **Attention:** Observe the permissible bending radii when laying cables, as the IP protection class can be endangered by excessive bending forces.

Note on strain relief Protect the connectors by suitable measures from mechanical loads, e.g. by the usage of cable ties.

#### Conformity

Product standard EN/IEC 61076-2-104 (M8)

#### Installation | Cable

|                                     |   |
|-------------------------------------|---|
| Cable identification                | 231   |
| Cable Type                          | 3   |
| Cable weight                        | 30 g/m  |
| UL AWM Style                        | 20549 / 10493   |
| Stranding                           | 1 × 4 wires stranded  |
| Wire arrangement                    | BN, BK, BU, WH  |
| Material wire insulation            | PP  |
| Amount wires                        | 4   |
| Outer diameter insulation           | 1.25 mm ± 0.05 mm   |
| Conductor crosssection (wire)       | 0,25 mm <sup>2</sup>  |
| Material conductor wire             | Stranded copper wire, bare  |
| Core construction (wire)            | 32 × 0.1 mm   |
| Ingredient freeness wire insulation | lead-free, cadmium-free, CFC-free, halogen-free, silicone-free              |
| Material jacket                     | PUR   |
| Outer-diameter (jacket)             | 4.5 mm ± 5 %  |
| Jacket Color                        | gray / RAL 7040   |
| Freedom from ingredients (jacket)   | lead-free, cadmium-free, CFC-free, halogen-free, silicone-free              |
| Material property (jacket)          | abrasion-resistant, low adhesion, good machinability, matte                 |
| Conductor resistance (wire)         | 79 Ω/km @ 20 °C   |
| Nominal voltage max.                | 300 V   |
| Withstand voltage (wire - wire)     | 2.5 kV @ 60 s   |
| Withstand voltage (wire - jacket)   | 2.5 kV @ 60 s   |
| Current load capacity max. (wire)   | 3,6 A   |
| Current load capacity (standard)    | to DIN VDE 0298-4   |
| Operating temperature (static)      | -40 °C ... 80 °C / 90 °C @ 10000 h Operation                                |
| Operating temperature (dynamic)     | -25 °C ... 80 °C / 90 °C @ 10000 h Operation                                |
| Operating temperature (drag chain)  | -25 °C ... 80 °C / 90 °C @ 10000 h Operation                                |
| Flame resistance                    | UL 1581 § 1090, CSA FT2, IEC 60332-2-2                                      |
| Oil resistance                      | IEC 60811-404   |
| Chemical resistance                 | good  |
| Other resistances                   | good resistance to gasoline, resistant to hydrolysis, resistant to microbes |
| Notes                               | application-related testing   |
| Bending radius (fixed)              | 5 × Outer diameter  |
| Bending radius (dynamic)            | 10 × Outer diameter   |
| No. of bending cycles (C-track)     | 10 Mio. @ 25 °C   |
| Traversing distance (C-track)       | 10 m @ 25 °C   horizontal   |
| Travel speed (C-track)              | 3 m/s @ 25 °C   |
| Acceleration (C-track)              | 10 m/s <sup>2</sup> @ 25 °C   |
| No. of torsion cycles               | 2 Mio.  |
| Torsion stress                      | ± 180 °/m   |
| Torsion speed                       | 35 cycles/min   |