

M8 female 0° A-cod. with cable

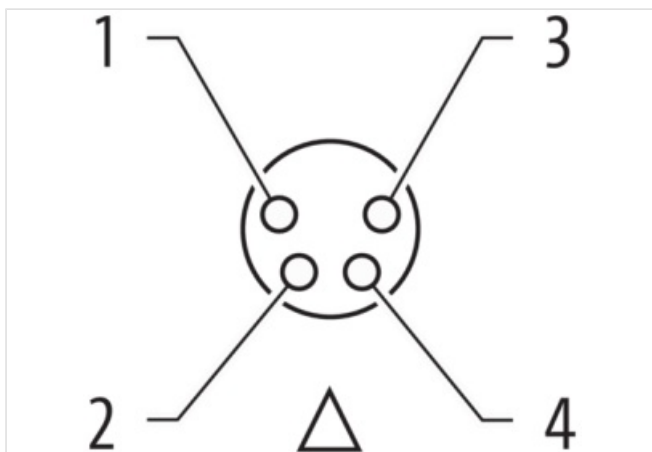
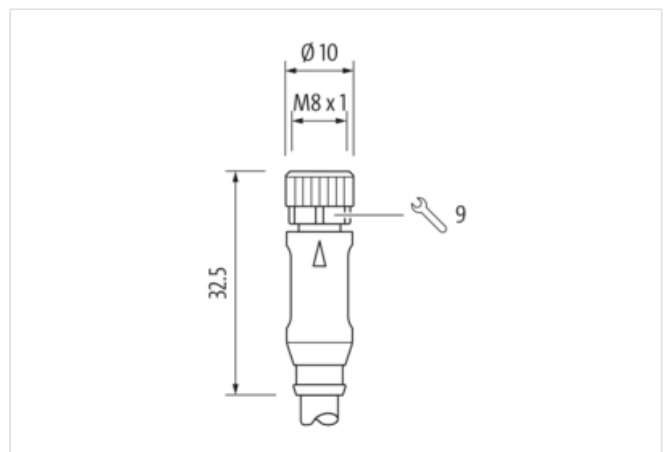
PVC 4x0.25 ye UL/CSA 2m

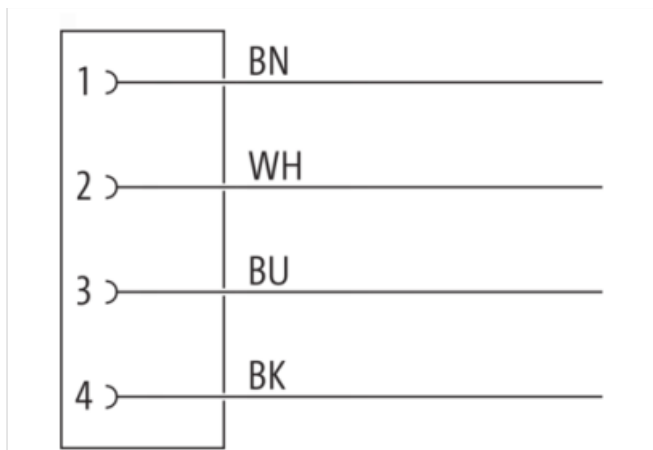
Art.No.: 7000-08061-0110200

Weight: 0.07

Country of origin: US

Model designation: MSFL0-T011_2.0

[Link to Product](#)**Illustration**



Product may differ from Image

**Side 1**

| | |
|---|-------------------|
| Family construction form | M8 |
| No. of poles | 4 |
| Coding | A |
| Gender | female |
| Mounting method | inserted, screwed |
| Thread | M8 x 1 |
| Tightening torque | 0.4 Nm |
| Width across flats | SW9 |
| Cable outlet | straight |
| suitable for corrugated tube (internal Ø) | 6.5 mm |
| Material | PUR |
| Material contact | Copper alloy |
| Coating contact | gold plated |
| Degree of protection (EN IEC 60529) | IP67, IP66K, IP65 |

Side 2

| | |
|---------------------------|----------------|
| Family construction form | free cable end |
| Stripping length (jacket) | 20 mm |

Commercial data

| | |
|---------------|---|
| URL Webshop | https://shop.murrelektronik.com/7000-08061-0110200 |
| GTIN | 4048879230292 |
| ECLASS-6.0 | 27279218 |
| ECLASS-6.1 | 27279218 |
| ECLASS-7.0 | 27279218 |
| ECLASS-7.1 | 27279218 |
| ECLASS-8.0 | 27279218 |
| ECLASS-8.1 | 27279218 |
| ECLASS-9.0 | 27060311 |
| ECLASS-9.1 | 27060311 |
| ECLASS-10.0.1 | 27060311 |
| ECLASS-10.1 | 27060311 |
| ECLASS-11.0 | 27060311 |
| ECLASS-11.1 | 27060311 |

| | |
|-------------|---------------|
| ECLASS-12.0 | 27060311 |
| ECLASS-13.0 | 27060311 |
| ECLASS-14.0 | 27060311 |
| ETIM-5.0 | EC001855 |
| ETIM-6.0 | EC001855 |
| ETIM-7.0 | EC001855 |
| ETIM-8.0 | EC001855 |
| EAN | 4048879230292 |

Electrical data | Supply

| | |
|------------------------------------|------|
| Operating voltage AC max. | 50 V |
| Operating voltage DC max. | 60 V |
| Current operating per contact max. | 4 A |

Diagnostics

| | |
|-----------------------|----|
| Status indication LED | no |
|-----------------------|----|

Installation | Connection

| | |
|--------------|--------|
| Mounting set | M8 x 1 |
|--------------|--------|

Device protection | Electrical

| | |
|--|-------------------|
| Degree of protection (EN IEC 60529) | IP67, IP66K, IP65 |
| Additional condition protection degree | inserted, screwed |
| Pollution Degree | 3 |
| Rated surge voltage | 1.5 kV |
| Material group (IEC 60664-1) | I |

Mechanical data | Material data

| | |
|---------------------------|------------------|
| Material screw connection | Zinc die-casting |
| Coating of fitting | nickel plated |
| Locking material | Zinc die-casting |
| Coating locking | Nickeled |
| Material gasket | FKM |

Mechanical data | Mounting data

| | |
|-----------------|---------------------------------------|
| Mounting method | inserted, screwed, Shaking protection |
|-----------------|---------------------------------------|

Environmental characteristics | Climatic

| | |
|--|----------------------------|
| Operating temperature min. | -25 °C |
| Operating temperature max. | 85 °C |
| Additional condition temperature range | depending on cable quality |

Important installation notes

| | |
|------------------------|---|
| Note on bending radius | Attention: Observe the permissible bending radii when laying cables, as the IP protection class can be endangered by excessive bending forces. |
| Note on strain relief | Protect the connectors by suitable measures from mechanical loads, e.g. by the usage of cable ties. |

Conformity

| | |
|------------------|-------------------------|
| Product standard | DIN EN 61076-2-104 (M8) |
|------------------|-------------------------|

Installation | Cable

| | |
|---------------------------|---------------------------|
| Cable identification | 011 |
| Cable Type | 1 |
| Amount stranding | 1 |
| Stranding | Wires |
| Wire arrangement | brown, black, blue, white |
| Cable weight | 34.76 g/m |
| Material wire insulation | PVC |
| Amount wires | 4 |
| Outer diameter insulation | 1.25 mm |

| | |
|--|--|
| Outer diameter tolerance core insulation | ± 0.05 mm |
| Shore hardness wire insulation | 45 |
| Material properties wire insulation | good machinability |
| Ingredient freeness wire insulation | CFC-free, cadmium-free, silicone-free, lead-free |
| Amount strands (wire) | 14 |
| Diameter of single wires | 0.15 mm |
| Conductor crosssection (wire) | 0.25 mm² |
| Material conductor wire | Stranded copper wire, bare |
| Conductor type (wire) | Strand class 5 |
| Outer-diameter (jacket) | 4.8 mm |
| Tolerance outer diameter (sheath) | ± 5 % |
| Material jacket | PVC |
| Shore hardness jacket | 85 |
| Freedom from ingredients (jacket) | CFC-free, cadmium-free, silicone-free, lead-free |
| Material property (jacket) | good machinability |
| Conductor resistance (wire) | 79 Ω/km @ 20 °C |
| Nominal voltage AC max. | 300 V |
| Withstand voltage (wire - wire) | 2 kV @ 60 s |
| Withstand voltage (wire - jacket) | 2 kV @ 60 s |
| Current load capacity (standard) | to DIN VDE 0298-4 |
| Current load capacity min. wire | 3.6 A |
| Min. operating temperature (static) | -30 °C |
| Max. operating temperature (fixed) | 80 °C |
| Operating temperature min. (dynamic) | -5 °C |
| Operating temperature max. (dynamic) | 80 °C |
| Flame resistance | UL 1581 § 1080, CSA FT1, IEC 60332-1-2 |
| Oil resistance | good |
| Chemical resistance | good |
| Other resistances | good resistance to gasoline |
| Bending radius (fixed) | 5 × Outer diameter |
| Bending radius (dynamic) | 10 × Outer diameter |