

M8 female 90° A-cod. with cable

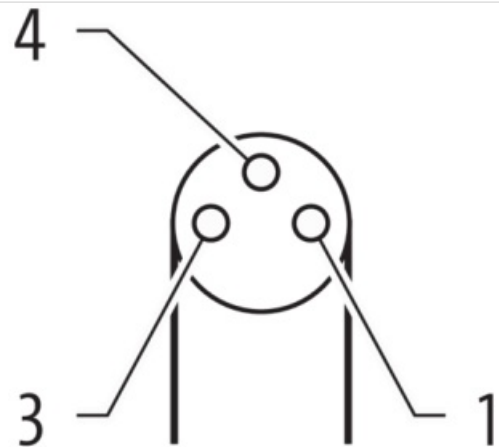
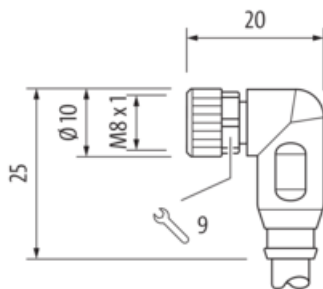
PUR 3x0.25 gy UL/CSA+drag ch. 15m

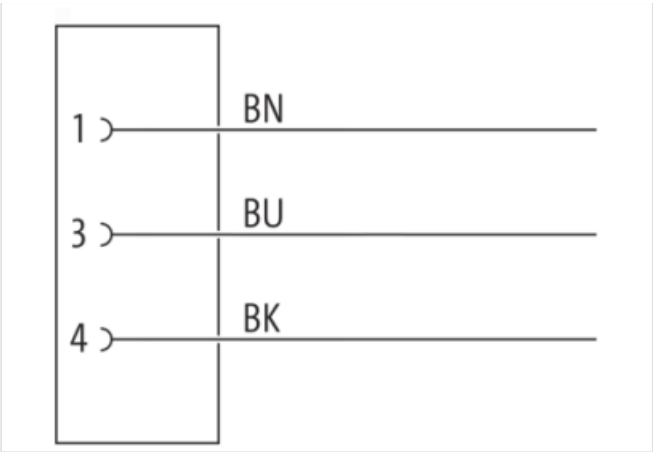
Art.No.: 7000-08081-2301500

Weight: 0.357

Country of origin: US

Model designation: MSGL0-R230_15.0

Link to Product**Illustration**



Product may differ from Image



Side 1	
Family construction form	M8
No. of poles	3
Coding	A
Gender	female
Mounting method	inserted, screwed
Thread	M8 x 1
Tightening torque	0.4 Nm
Width across flats	SW9
Cable outlet	angled
suitable for corrugated tube (internal Ø)	6.5 mm
Material	PUR
Material contact	Copper alloy
Coating contact	gold plated
Degree of protection (EN IEC 60529)	IP67, IP66K, IP65
Side 2	
Family construction form	free cable end
Stripping length (jacket)	20 mm
Commercial data	
URL Webshop	https://shop.murrelektronik.com/7000-08081-2301500
GTIN	4048879228619
ECLASS-6.0	27279218
ECLASS-6.1	27279218
ECLASS-7.0	27279218
ECLASS-7.1	27279218
ECLASS-8.0	27279218
ECLASS-8.1	27279218
ECLASS-9.0	27060311
ECLASS-9.1	27060311
ECLASS-10.0.1	27060311
ECLASS-10.1	27060311
ECLASS-11.0	27060311
ECLASS-11.1	27060311

ECLASS-12.0	27060311
ECLASS-13.0	27060311
ECLASS-14.0	27060311
ETIM-5.0	EC001855
ETIM-6.0	EC001855
ETIM-7.0	EC001855
ETIM-8.0	EC001855
EAN	4048879228619

Electrical data | Supply

Operating voltage AC max.	50 V
Operating voltage DC max.	60 V
Current operating per contact max.	4 A

Diagnostics

Status indication LED	no
-----------------------	----

Installation | Connection

Mounting set	M8 x 1
--------------	--------

Device protection | Electrical

Degree of protection (EN IEC 60529)	IP67, IP66K, IP65
Additional condition protection degree	inserted, screwed
Pollution Degree	3
Rated surge voltage	1.5 kV
Material group (IEC 60664-1)	I

Mechanical data | Material data

Material screw connection	Zinc die-casting
Coating of fitting	nickel plated
Locking material	Zinc die-casting
Coating locking	Nickeled
Material gasket	FKM

Mechanical data | Mounting data

Mounting method	inserted, screwed, Shaking protection
-----------------	---------------------------------------

Environmental characteristics | Climatic

Operating temperature min.	-25 °C
Operating temperature max.	85 °C
Additional condition temperature range	depending on cable quality

Important installation notes

Note on bending radius	Attention: Observe the permissible bending radii when laying cables, as the IP protection class can be endangered by excessive bending forces.
Note on strain relief	Protect the connectors by suitable measures from mechanical loads, e.g. by the usage of cable ties.

Conformity

Product standard	DIN EN 61076-2-104 (M8)
------------------	-------------------------

Installation | Cable

Cable identification	230
Cable Type	3
Amount stranding	1
Stranding	Wires
Wire arrangement	brown, black, blue
Cable weight	26.4 g/m
Material wire insulation	PP
Amount wires	3
Outer diameter insulation	1.25 mm
Outer diameter tolerance core insulation	± 0.05 mm

Shore hardness wire insulation	70
Ingredient freeness wire insulation	CFC-free, cadmium-free, silicone-free, halogen-free, lead-free
Amount strands (wire)	32
Diameter of single wires	0.1 mm
Conductor crosssection (wire)	0.25 mm ²
Material conductor wire	Stranded copper wire, bare
Conductor type (wire)	strand class 6
Outer-diameter (jacket)	4.1 mm
Tolerance outer diameter (sheath)	± 5 %
Material jacket	PUR
Shore hardness jacket	90
Freedom from ingredients (jacket)	CFC-free, cadmium-free, silicone-free, halogen-free, lead-free
Material property (jacket)	matte, good machinability, abrasion-resistant, low adhesion
Conductor resistance (wire)	79 Ω/km @ 20 °C
Nominal voltage AC max.	300 V
Withstand voltage (wire - wire)	2.5 kV @ 60 s
Withstand voltage (wire - jacket)	2.5 kV @ 60 s
Current load capacity (standard)	to DIN VDE 0298-4
Current load capacity min. wire	4.5 A
Min. operating temperature (static)	-40 °C
Max. operating temperature (fixed)	80 °C / 90 °C @ 10000 h Operation
Operating temperature min. (dynamic)	-25 °C
Operating temperature max. (dynamic)	80 °C / 90 °C @ 10000 h Operation
Operating temperature min. (drag chain)	-25 °C
Operating temperature max. (drag chain)	80 °C / 90 °C @ 10000 h Operation
Flame resistance	UL 1581 § 1090, CSA FT2, IEC 60332-2-2
Oil resistance	IEC 60811-404
Chemical resistance	good
Other resistances	good resistance to gasoline, resistant to hydrolysis, resistant to microbes
Bending radius (fixed)	5 × Outer diameter
Bending radius (dynamic)	10 × Outer diameter
No. of bending cycles (C-track)	10 Mio. @ 25 °C
Traversing distance (C-track)	10 m @ 25 °C horizontal
Travel speed (C-track)	3 m/s @ 25 °C
Acceleration (C-track)	10 m/s ² @ 25 °C
No. of torsion cycles	2 Mio.
Torsion stress	180 °/m
Torsion speed	35 cycles/min