

M8 female 0° A-cod. IDC

4-pol., 0,14 - 0,34mm², 2,5 - 5,1mm

Art.No.: 7000-08391-0000000

Weight: 0.015

Country of origin: DE

Model designation: MSFL0-AC-T MOSA 0,14-0,34qmm

IDC terminals

Female straight

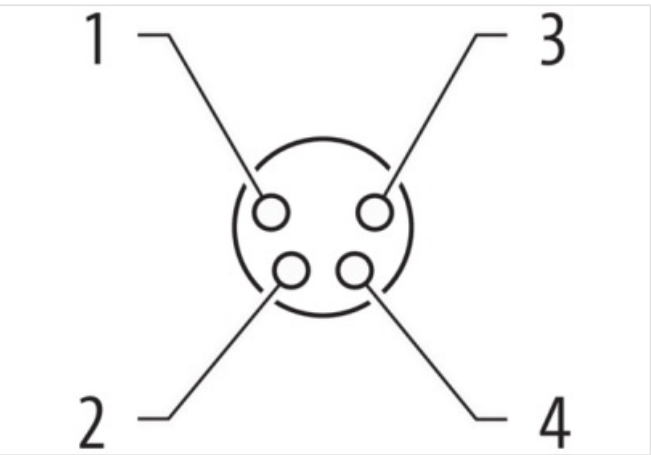
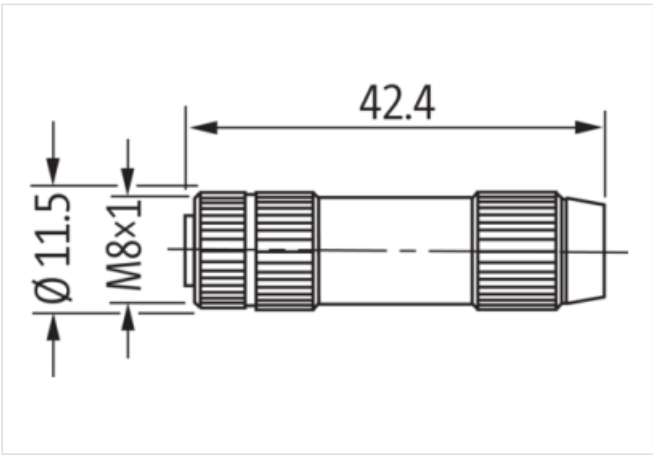
M8, 4-pole

Connection cross section: 0.14...0.34 mm²

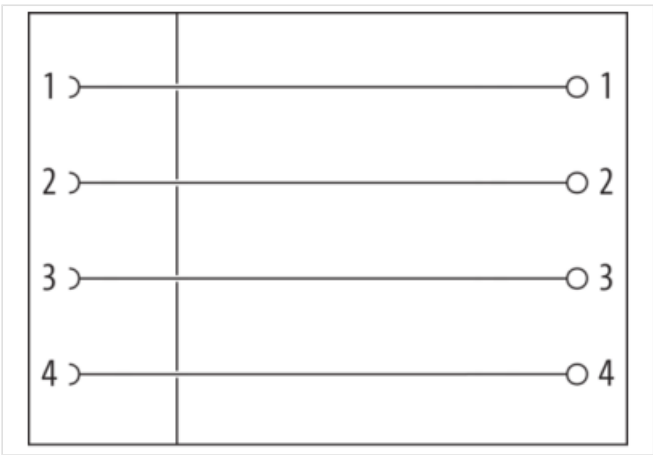
Sealing comb included in delivery

Link to Product

Illustration



Product may differ from Image



Side 1

Family construction form M8

No. of poles 4

Mounting method	inserted, screwed
Width across flats	SW9
Material	PA
Material contact	Copper alloy
Degree of protection (EN IEC 60529)	IP67

Commercial data

URL Webshop	https://shop.murrelektronik.com/7000-08391-0000000
GTIN	4048879224673
ECLASS-6.0	27279221
ECLASS-6.1	27260702
ECLASS-7.0	27440102
ECLASS-7.1	27440102
ECLASS-8.0	27440102
ECLASS-8.1	27440102
ECLASS-9.0	27440116
ECLASS-9.1	27440106
ECLASS-10.0.1	27440106
ECLASS-10.1	27440102
ECLASS-11.0	27440106
ECLASS-11.1	27440102
ECLASS-12.0	27440116
ECLASS-13.0	27440106
ECLASS-14.0	27440106
ETIM-5.0	EC002635
ETIM-6.0	EC002635
ETIM-7.0	EC002635
ETIM-8.0	EC002635
EAN	4048879224673

Electrical data

Contact resistance max.	10 mΩ
-------------------------	-------

Electrical data | Supply

Operating voltage AC max.	32 V
Operating voltage DC max.	32 V
Current operating per contact max.	4 A

Installation

Single wire diameter min.	0.1 mm
Connection cross section min.	0.14
Connection cross section max.	0.34

Installation | Connection

Connection	Cut clamps IDC
Tightening torque	0.4 Nm
Mounting set	M8 x 1
Mating cycles min.	100
Wire insulation diameter min.	1 mm
Wire insulation diameter max.	1.6 mm

Installation | Pin assignment

Configuration	fully used
---------------	------------

Device protection | Electrical

Additional condition protection degree	inserted, screwed
Pollution Degree	3
Overvoltage category (EN 60950-1)	III

Rated surge voltage	0.8 kV
Insulation resistance min.	100
Material group (IEC 60664-1)	I

Mechanical data | Material data

Locking material	Zinc die-casting
Coating locking	Nickeled

Mechanical data | Mounting data

Height	42.5 mm
Width	1.8 mm
Depth	11.8 mm
Mounting method	inserted, screwed, Shaking protection
Clamping range min.	2.5 mm
Clamping range max.	5.1 mm

Environmental characteristics | Climatic

Operating temperature min.	-25 °C
Operating temperature max.	85 °C

Important installation notes

Note on bending radius	Attention: Observe the permissible bending radii when laying cables, as the IP protection class can be endangered by excessive bending forces.
Note on strain relief	Protect the connectors by suitable measures from mechanical loads, e.g. by the usage of cable ties.

Conformity

Product standard	DIN EN 61076-2-114 (M8)
------------------	-------------------------