

MSUD valve plug BI-11mm with cable

PVC 3x0.75 ye 10m

Art.No.: 7000-11021-0161000

Weight: 0.58

Country of origin: CZ

Model designation: MSUDS-IB1Z-016_10.0

MSUD

Form BI (11 mm)

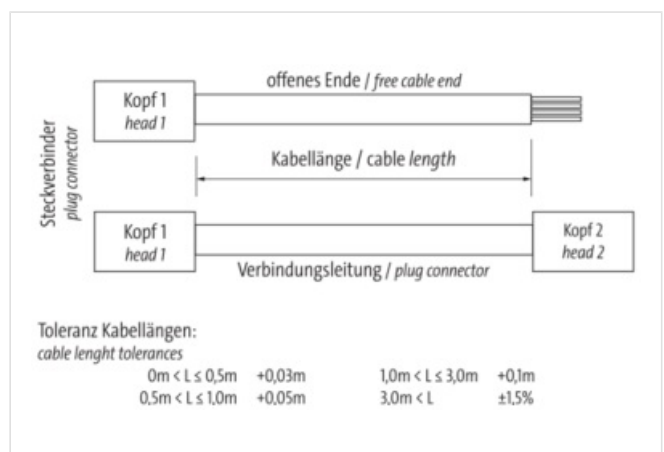
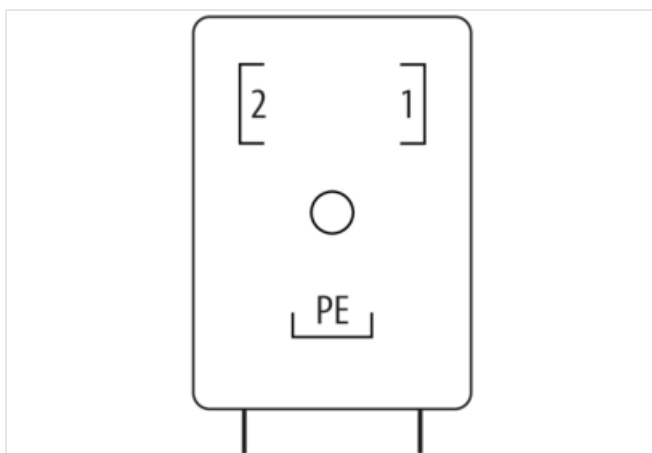
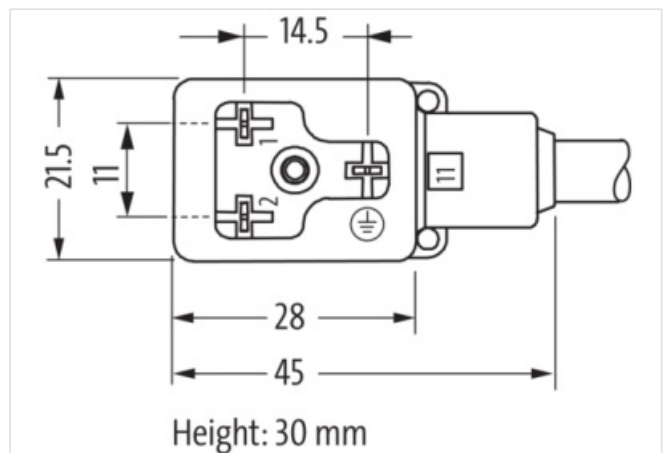
24 V AC $\pm 20\%$ / DC $\pm 25\%$

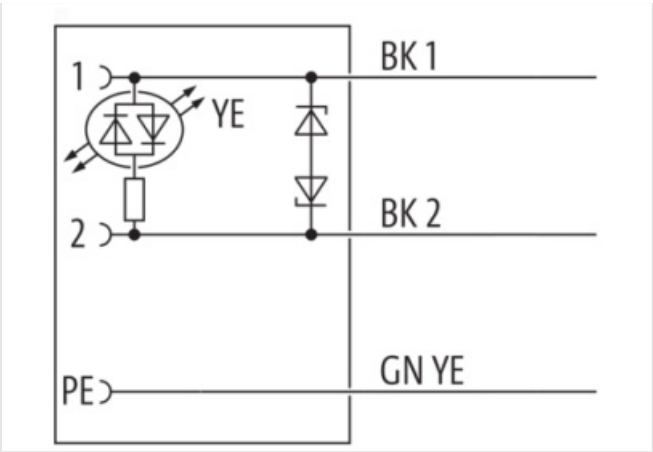
LED and suppression

Further cable lengths on request.


Plastic housings with good resistance against chemicals and oils.

The resistance to aggressive media should be individually tested for your application. Further details on request.

[Link to Product](#)**Illustration**



Product may differ from Image



Header	
Material short text	MSUDS-IB1Z-016_10.0
Cable length	10.0 m
Side 1	
Family construction form	MSUD BI
Mounting method	inserted, screwed
Thread	M3
Tightening torque	0.4 Nm
Material	PBT
Degree of protection (EN IEC 60529)	IP67
Commercial data	
URL Webshop	https://shop.murrelektronik.com/7000-11021-0161000
GTIN	4048879222013
ECLASS-6.0	27279218
ECLASS-6.1	27279218
ECLASS-7.0	27279218
ECLASS-7.1	27279218
ECLASS-8.0	27279218
ECLASS-8.1	27279218
ECLASS-9.0	27060312
ECLASS-9.1	27060312
ECLASS-10.0.1	27060312
ECLASS-10.1	27060312
ECLASS-11.0	27060312
ECLASS-11.1	27060312
ECLASS-12.0	27060312
ECLASS-13.0	27060312
ECLASS-14.0	27060312
ETIM-5.0	EC001855
ETIM-6.0	EC001855
ETIM-7.0	EC001855
ETIM-8.0	EC001855
customs tariff number	85444290

EAN	4048879222013
-----	---------------

Packaging unit	1
----------------	---

Electrical data

Drop-out delay time max.	20 ms
--------------------------	-------

Electrical data | Supply

Operating voltage AC	24 V
----------------------	------

Operating voltage AC min.	19.2 V
---------------------------	--------

Operating voltage AC max.	28.8 V
---------------------------	--------

Operating voltage DC	24 V
----------------------	------

Operating voltage DC min.	18 V
---------------------------	------

Operating voltage DC max.	30 V
---------------------------	------

Current operating per contact max.	4 A
------------------------------------	-----

Cut-off peak voltage max.	55 V
---------------------------	------

Current consumption max.	15 mA
--------------------------	-------

Diagnostics

Status indication LED	yellow
-----------------------	--------

Installation | Connection

Mounting set	M3
--------------	----

Device protection | Electrical

Additional condition protection degree	inserted, screwed
--	-------------------

Pollution Degree	3
------------------	---

Additional suppressor	Diode, Z-Diode
-----------------------	----------------

Rated surge voltage	0.8 kV
---------------------	--------

Material group (IEC 60664-1)	I
------------------------------	---

Mechanical data | Material data

Color housing	black
---------------	-------

Material screw connection	Steel
---------------------------	-------

Coating of fitting	galvanized
--------------------	------------

Locking material	Steel
------------------	-------

Coating locking	galvanized
-----------------	------------

Material gasket	PUR
-----------------	-----

Mechanical data | Mounting data

Mounting method	inserted, screwed
-----------------	-------------------

Environmental characteristics | Climatic

Operating temperature min.	-25 °C
----------------------------	--------

Operating temperature max.	85 °C
----------------------------	-------

Additional condition temperature range	depending on cable quality
--	----------------------------

Important installation notes

Note on bending radius	Attention: Observe the permissible bending radii when laying cables, as the IP protection class can be endangered by excessive bending forces.
------------------------	---

Note on strain relief	Protect the connectors by suitable measures from mechanical loads, e.g. by the usage of cable ties.
-----------------------	---

Installation | Cable

Cable identification	016
----------------------	-----

Cable Type	1
------------	---

Amount stranding	1
------------------	---

Stranding	3 wires stranded
-----------	------------------

Wire arrangement	black 1, black 2, green-yellow
------------------	--------------------------------

Cable weight	63.8 g/m
--------------	----------

Material wire insulation	PVC
--------------------------	-----

Amount wires	3
--------------	---

Outer diameter insulation	1.8 mm
Outer diameter tolerance core insulation	± 0.1 mm
Shore hardness wire insulation	43 ± 5 Shore D
Material properties wire insulation	good machinability
Ingredient freeness wire insulation	CFC-free, cadmium-free, silicone-free, lead-free
Printing color of wire insulation	white (isolation black)
Amount strands (wire)	24
Diameter of single wires	0.2 mm
Conductor crosssection (wire)	0.75 mm ²
Material conductor wire	Stranded copper wire, bare
Conductor type (wire)	Strand class 5
Outer-diameter (jacket)	5.9 mm
Tolerance outer diameter (sheath)	± 5 %
Material jacket	PVC
Shore hardness jacket	80 ± 5 Shore A
Freedom from ingredients (jacket)	CFC-free, cadmium-free, silicone-free, lead-free
Material property (jacket)	good machinability
Conductor resistance (wire)	26 Ω/km @ 20 °C
Max. rated voltage (conductor - ground)	300 V
Max. rated voltage (conductor - conductor)	500 V
Withstand voltage (wire - wire)	3 kV @ 60 s
Withstand voltage (wire - jacket)	3 kV @ 60 s
Current load capacity (standard)	to DIN VDE 0298-4
Current load capacity min. wire	12 A
Min. operating temperature (static)	-30 °C
Max. operating temperature (fixed)	70 °C
Operating temperature min. (dynamic)	-5 °C
Operating temperature max. (dynamic)	70 °C
Oil resistance	good
Chemical resistance	good
Other resistances	good resistance to gasoline
Bending radius (fixed)	5 × Outer diameter
Bending radius (dynamic)	10 × Outer diameter