

**MSUD valve plug BI-11mm with cable**

PUR 3x0.75 bk UL/CSA+drag ch. 2m

Art.No.: 7000-11021-6360200

Weight: 0.145

Country of origin: CZ

Model designation: MSUDS-IB1Z-636\_2.0

MSUD

Form BI (11 mm)

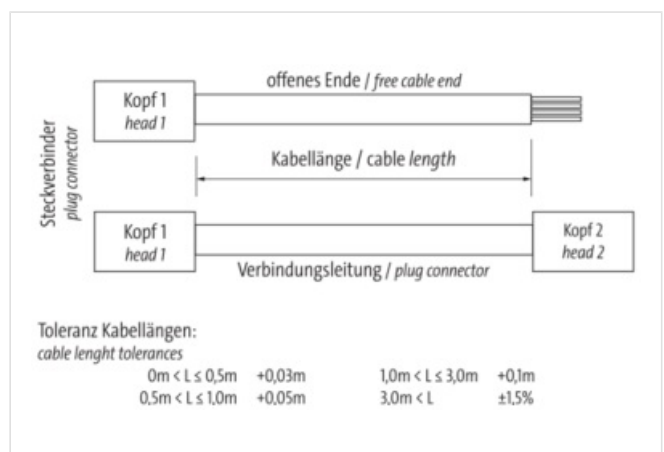
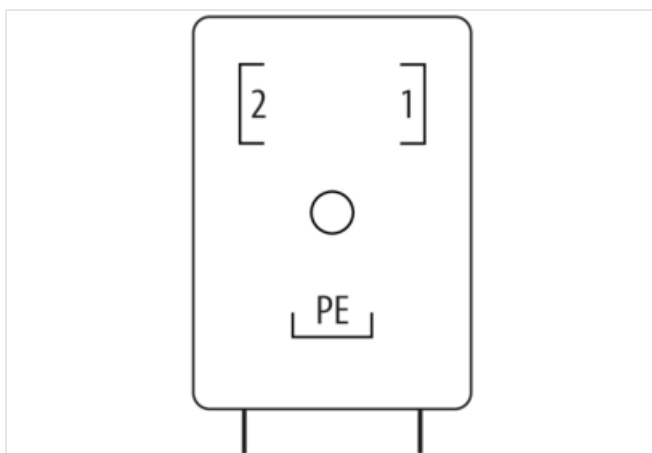
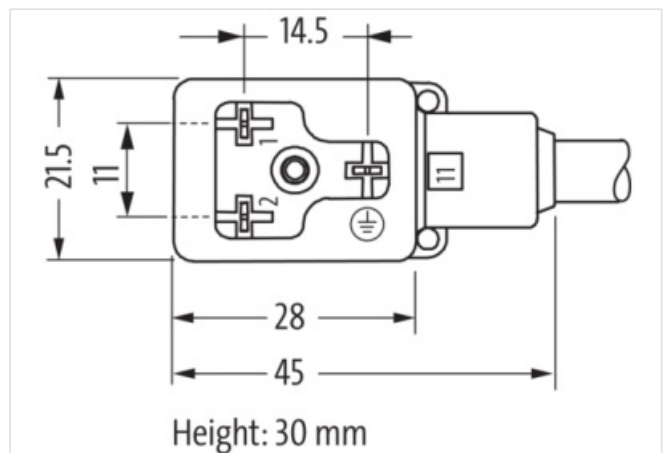
24 V AC  $\pm 20\%$  / DC  $\pm 25\%$ 

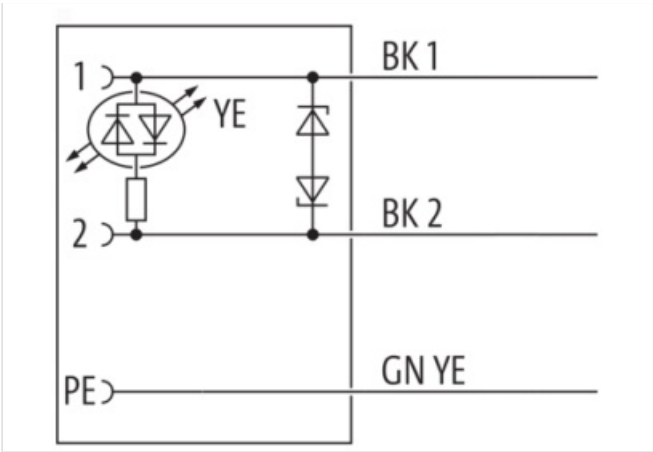
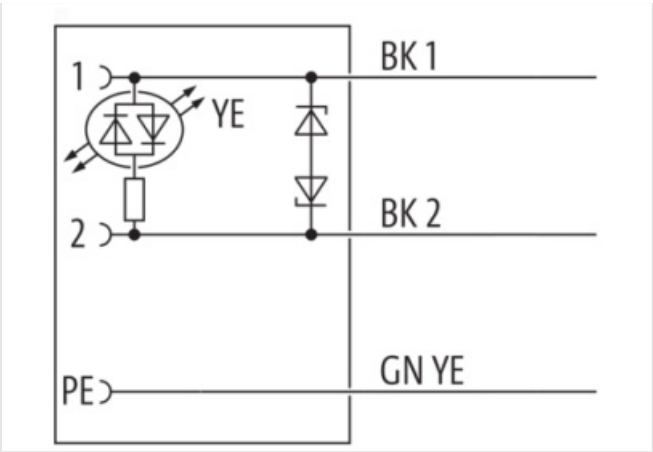
LED and suppression

Further cable lengths on request.

Plastic housings with good resistance against chemicals and oils.

The resistance to aggressive media should be individually tested for your application. Further details on request.

[Link to Product](#)**Illustration**



Product may differ from Image



| Header                              |   |
|-------------------------------------|---|
| Material short text                 | MSUDS-IB1Z-636_2.0  |
| Cable length                        | 2.0 m   |
| Side 1                              |   |
| Family construction form            | MSUD BI   |
| Mounting method                     | inserted, screwed   |
| Thread                              | M3  |
| Tightening torque                   | 0.4 Nm  |
| Material                            | PBT   |
| Degree of protection (EN IEC 60529) | IP67  |
| Commercial data                     |   |
| URL Webshop                         | <a href="https://shop.murrelektronik.com/7000-11021-6360200">https://shop.murrelektronik.com/7000-11021-6360200</a> |
| GTIN                                | 4048879723145   |
| ECLASS-6.0                          | 27279218  |
| ECLASS-6.1                          | 27279218  |
| ECLASS-7.0                          | 27279218  |
| ECLASS-7.1                          | 27279218  |
| ECLASS-8.0                          | 27279218  |
| ECLASS-8.1                          | 27279218  |
| ECLASS-9.0                          | 27060312  |
| ECLASS-9.1                          | 27060312  |
| ECLASS-10.0.1                       | 27060312  |
| ECLASS-10.1                         | 27060312  |
| ECLASS-11.0                         | 27060312  |
| ECLASS-11.1                         | 27060312  |
| ECLASS-12.0                         | 27060312  |
| ECLASS-13.0                         | 27060312  |
| ECLASS-14.0                         | 27060312  |
| ETIM-5.0                            | EC001855  |
| ETIM-6.0                            | EC001855  |
| ETIM-7.0                            | EC001855  |
| ETIM-8.0                            | EC001855  |
| customs tariff number               | 85444290  |

|     |               |
|-----|---------------|
| EAN | 4048879723145 |
|-----|---------------|

|                |   |
|----------------|---|
| Packaging unit | 1 |
|----------------|---|

#### Electrical data

|                          |       |
|--------------------------|-------|
| Drop-out delay time max. | 20 ms |
|--------------------------|-------|

#### Electrical data | Supply

|                      |      |
|----------------------|------|
| Operating voltage AC | 24 V |
|----------------------|------|

|                           |        |
|---------------------------|--------|
| Operating voltage AC min. | 19.2 V |
|---------------------------|--------|

|                           |        |
|---------------------------|--------|
| Operating voltage AC max. | 28.8 V |
|---------------------------|--------|

|                      |      |
|----------------------|------|
| Operating voltage DC | 24 V |
|----------------------|------|

|                           |      |
|---------------------------|------|
| Operating voltage DC min. | 18 V |
|---------------------------|------|

|                           |      |
|---------------------------|------|
| Operating voltage DC max. | 30 V |
|---------------------------|------|

|                                    |     |
|------------------------------------|-----|
| Current operating per contact max. | 4 A |
|------------------------------------|-----|

|                           |      |
|---------------------------|------|
| Cut-off peak voltage max. | 55 V |
|---------------------------|------|

|                          |       |
|--------------------------|-------|
| Current consumption max. | 15 mA |
|--------------------------|-------|

#### Diagnostics

|                       |        |
|-----------------------|--------|
| Status indication LED | yellow |
|-----------------------|--------|

#### Installation | Connection

|              |    |
|--------------|----|
| Mounting set | M3 |
|--------------|----|

#### Device protection | Electrical

|  |                   |
|--|-------------------|
| Additional condition protection degree | inserted, screwed |
|--|-------------------|

|                  |   |
|------------------|---|
| Pollution Degree | 3 |
|------------------|---|

|                       |                |
|-----------------------|----------------|
| Additional suppressor | Diode, Z-Diode |
|-----------------------|----------------|

|                     |        |
|---------------------|--------|
| Rated surge voltage | 0.8 kV |
|---------------------|--------|

|                              |   |
|------------------------------|---|
| Material group (IEC 60664-1) | I |
|------------------------------|---|

#### Mechanical data | Material data

|               |       |
|---------------|-------|
| Color housing | black |
|---------------|-------|

|                           |       |
|---------------------------|-------|
| Material screw connection | Steel |
|---------------------------|-------|

|                    |            |
|--------------------|------------|
| Coating of fitting | galvanized |
|--------------------|------------|

|                  |       |
|------------------|-------|
| Locking material | Steel |
|------------------|-------|

|                 |            |
|-----------------|------------|
| Coating locking | galvanized |
|-----------------|------------|

|                 |     |
|-----------------|-----|
| Material gasket | PUR |
|-----------------|-----|

#### Mechanical data | Mounting data

|                 |                   |
|-----------------|-------------------|
| Mounting method | inserted, screwed |
|-----------------|-------------------|

#### Environmental characteristics | Climatic

|                            |        |
|----------------------------|--------|
| Operating temperature min. | -25 °C |
|----------------------------|--------|

|                            |       |
|----------------------------|-------|
| Operating temperature max. | 85 °C |
|----------------------------|-------|

|  |                            |
|--|----------------------------|
| Additional condition temperature range | depending on cable quality |
|--|----------------------------|

#### Important installation notes

|                        |   |
|------------------------|---|
| Note on bending radius | <b>Attention:</b> Observe the permissible bending radii when laying cables, as the IP protection class can be endangered by excessive bending forces. |
|------------------------|---|

|                       |   |
|-----------------------|---|
| Note on strain relief | Protect the connectors by suitable measures from mechanical loads, e.g. by the usage of cable ties. |
|-----------------------|---|

#### Installation | Cable

|                      |     |
|----------------------|-----|
| Cable identification | 636 |
|----------------------|-----|

|            |   |
|------------|---|
| Cable Type | 3 |
|------------|---|

|                  |   |
|------------------|---|
| Amount stranding | 1 |
|------------------|---|

|           |                  |
|-----------|------------------|
| Stranding | 3 wires stranded |
|-----------|------------------|

|                  |                                |
|------------------|--------------------------------|
| Wire arrangement | black 1, black 2, green-yellow |
|------------------|--------------------------------|

|              |          |
|--------------|----------|
| Cable weight | 56.1 g/m |
|--------------|----------|

|                          |    |
|--------------------------|----|
| Material wire insulation | PP |
|--------------------------|----|

|              |   |
|--------------|---|
| Amount wires | 3 |
|--------------|---|

|  |   |
|--|---|
| Outer diameter insulation                | 1.85 mm   |
| Outer diameter tolerance core insulation | ± 0.1 mm  |
| Shore hardness wire insulation           | 70 ± 5 Shore D  |
| Ingredient freeness wire insulation      | CFC-free, cadmium-free, silicone-free, halogen-free, lead-free              |
| Printing color of wire insulation        | white (isolation black)   |
| Amount strands (wire)                    | 42  |
| Diameter of single wires                 | 0.15 mm   |
| Conductor crosssection (wire)            | 0.75 mm <sup>2</sup>  |
| Material conductor wire                  | Stranded copper wire, bare  |
| Conductor type (wire)                    | strand class 6  |
| Outer-diameter (jacket)                  | 5.9 mm  |
| Tolerance outer diameter (sheath)        | ± 5 %   |
| Material jacket                          | PUR   |
| Shore hardness jacket                    | 90 ± 5 Shore A  |
| Freedom from ingredients (jacket)        | CFC-free, cadmium-free, silicone-free, halogen-free, lead-free              |
| Material property (jacket)               | matte, good machinability, abrasion-resistant, low adhesion                 |
| Conductor resistance (wire)              | 26 Ω/km @ 20 °C   |
| Nominal voltage AC max.                  | 300 V   |
| Withstand voltage (wire - wire)          | 2.5 kV @ 60 s   |
| Withstand voltage (wire - jacket)        | 2.5 kV @ 60 s   |
| Current load capacity (standard)         | to DIN VDE 0298-4   |
| Current load capacity min. wire          | 12 A  |
| Min. operating temperature (static)      | -40 °C  |
| Max. operating temperature (fixed)       | 80 °C / 90 °C @ 10000 h Operation   |
| Operating temperature min. (dynamic)     | -25 °C  |
| Operating temperature max. (dynamic)     | 80 °C / 90 °C @ 10000 h Operation   |
| Operating temperature min. (drag chain)  | -25 °C  |
| Operating temperature max. (drag chain)  | 80 °C / 90 °C @ 10000 h Operation   |
| Flame resistance                         | UL 1581 § 1090, CSA FT2, IEC 60332-2-2                                      |
| Oil resistance                           | IEC 60811-404   |
| Chemical resistance                      | good  |
| Other resistances                        | good resistance to gasoline, resistant to hydrolysis, resistant to microbes |
| Bending radius (fixed)                   | 5 × Outer diameter  |
| Bending radius (dynamic)                 | 10 × Outer diameter   |
| No. of bending cycles (C-track)          | 10 Mio. @ 25 °C   |
| Traversing distance (C-track)            | 10 m @ 25 °C   horizontal   |
| Travel speed (C-track)                   | 3 m/s @ 25 °C   |
| Acceleration (C-track)                   | 10 m/s <sup>2</sup> @ 25 °C   |
| No. of torsion cycles                    | 2 Mio.  |
| Torsion stress                           | ± 180 °/m   |
| Torsion speed                            | 35 cycles/min   |