

**MSUD valve plug BI-11mm 180° with cable**

PVC 3x0.75 bk 3m

Art.No.: 7000-11081-6160300

Weight: 0.196

Country of origin: CZ

Model designation: MSUDK-KB1Z-616\_3.0

MSUD

Form BI (11 mm)

24 V AC  $\pm 20\%$  / DC  $\pm 25\%$ 

LED and suppression

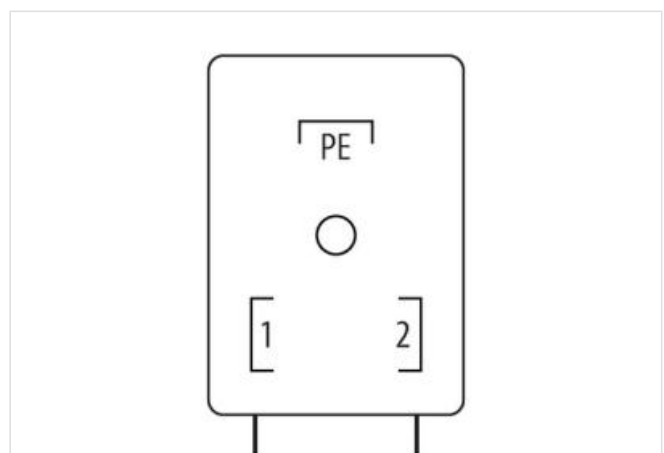
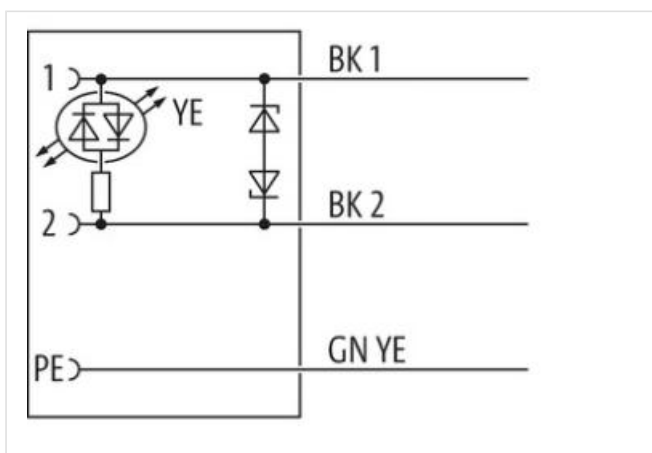
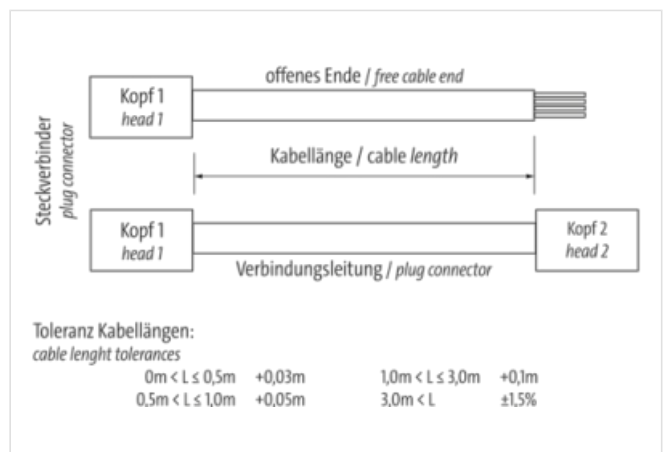
PE opposite cable entry (180°)

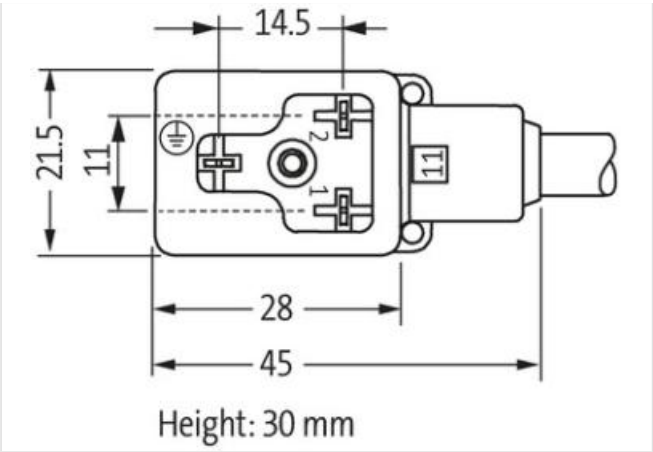
Attention: Contact carrier turned to 180°!

Further cable lengths on request.

Plastic housings with good resistance against chemicals and oils.

The resistance to aggressive media should be individually tested for your application. Further details on request.

**Link to Product****Illustration**



Product may differ from Image



Cable length	3 m
Side 1	
Tightening torque	0,4 Nm
Mounting method	inserted, screwing
Family construction form	MSUD BI
Thread	M3
Material	PBT
Degree of protection (EN IEC 60529)	IP67
Commercial data	
ECLASS-6.0	27279218
ECLASS-6.1	27279218
ECLASS-7.0	27279218
ECLASS-8.0	27279218
ECLASS-9.0	27060312
ECLASS-10.1	27060312
ECLASS-11.1	27060312
ECLASS-12.0	27060312
ETIM-5.0	EC001855
ETIM-6.0	EC001855
ETIM-7.0	EC001855
ETIM-8.0	EC001855
customs tariff number	85444290
customs tariff number	85444290
EAN	4048879220095
EAN	4048879220095
Packaging unit	1
Packaging unit	1
Electrical data	
Drop-out delay time max.	20 ms
Electrical data   Supply	
Operating voltage AC	24 V

Operating voltage AC min.	19,2 V
---------------------------	--------

Operating voltage AC max.	28,8 V
---------------------------	--------

Operating voltage DC	24 V
----------------------	------

Operating voltage DC min.	18 V
---------------------------	------

Operating voltage DC max.	30 V
---------------------------	------

Cut-off peak voltage max.	55 V
---------------------------	------

Current operating per contact max.	4 A
------------------------------------	-----

Current consumption max.	15 mA
--------------------------	-------

#### Diagnostics

Status indication LED	yellow
-----------------------	--------

#### Installation | Connection

Mounting set	M3
--------------	----

#### Device protection | Electrical

Additional condition protection degree	inserted, screwed
--	-------------------

Pollution Degree	3
------------------	---

Rated surge voltage	0,8 kV
---------------------	--------

Material group (IEC 60664-1)	I
------------------------------	---

Additional suppressor	Diode, Z-Diode
-----------------------	----------------

#### Mechanical data | Material data

Color housing	black
---------------	-------

Coating locking	galvanized
-----------------	------------

Coating of fitting	galvanized
--------------------	------------

Material gasket	PUR
-----------------	-----

Locking material	Steel
------------------	-------

Material screw connection	Steel
---------------------------	-------

#### Mechanical data | Mounting data

Mounting method	inserted, screwed
-----------------	-------------------

#### Environmental characteristics | Climatic

Operating temperature min.	-25 °C
----------------------------	--------

Operating temperature max.	85 °C
----------------------------	-------

Additional condition temperature range	depending on cable quality
--	----------------------------

#### Important installation notes

Note on strain relief	Protect the connectors by suitable measures from mechanical loads, e.g. by the usage of cable ties.
-----------------------	---

Note on bending radius	<b>Attention:</b> Observe the permissible bending radii when laying cables, as the IP protection class can be endangered by excessive bending forces.
------------------------	---

#### Installation | Cable

wire arrangement	black 1, black 2, green-yellow
------------------	--------------------------------

Cable identification	616
----------------------	-----

Cable Type	1
------------	---

Printing color of wire insulation	white (isolation black)
-----------------------------------	-------------------------

Jacket Color	black
--------------	-------

Amount stranding	1
------------------	---

Stranding	3 wires twisted
-----------	-----------------

wire arrangement	black 1, black 2, green-yellow
------------------	--------------------------------

Cable weight	61,6 g/m
--------------	----------

Material jacket	PVC
-----------------	-----

Shore hardness jacket	80 ± 5 Shore A
-----------------------	----------------

Freedom from ingredients (jacket)	lead-free, cadmium-free, CFC-free, silicone-free
-----------------------------------	--

Outer-diameter (jacket)	5,9 mm
-------------------------	--------

Tolerance outer diameter (sheath)	± 5 %
-----------------------------------	-------

Material wire insulation	PVC
--------------------------	-----

Amount wires	3
Outer diameter insulation	1,8 mm
Outer diameter tolerance core insulation	± 5 %
Shore hardness wire insulation	43 ± 5 Shore D
Material properties wire insulation	good machinability
Ingredient freeness wire insulation	lead-free, cadmium-free, CFC-free, silicone-free
Printing color of wire insulation	white (isolation black)
Amount strands (wire)	24
Diameter of single wires	0,2 mm
Conductor crosssection (wire)	0,75 mm²
Material conductor wire	Stranded copper wire, bare
Conductor type (wire)	Strand class 5
Max. rated voltage (conductor - conductor)	500 V
Max. rated voltage (conductor - ground)	300 V
Current load capacity (standard)	to DIN VDE 0298-4
Current load capacity min. wire	12 A
Electrical resistance line constant wire	26 Ω/km @ 20 °C
AC withstand voltage (wire - wire)	3 kV @ 60 s
Power frequency withstand voltage (wire - jacket)	3 kV @ 60 s
Min. operating temperature (static)	-30 °C
Max. operating temperature (fixed)	70 °C
Operating temperature min. (dynamic)	-5 °C
Operating temperature max. (dynamic)	70 °C
UV resistance	DIN EN ISO 4892-2 A
Flame resistance	UL 1581 § 1100 FT2   IEC 60332-2-2   UL 1581 § 1090
chemical resistance	Good, application-related testing
Gasoline resistance	Good, application-related testing
Oil resistance	Good, application-related testing   DIN EN 60811-404
Bending radius (fixed)	5 x Outer diameter
Bending radius (dynamic)	10 x Outer diameter