

M12 female recept. A-cod. front incl. nut

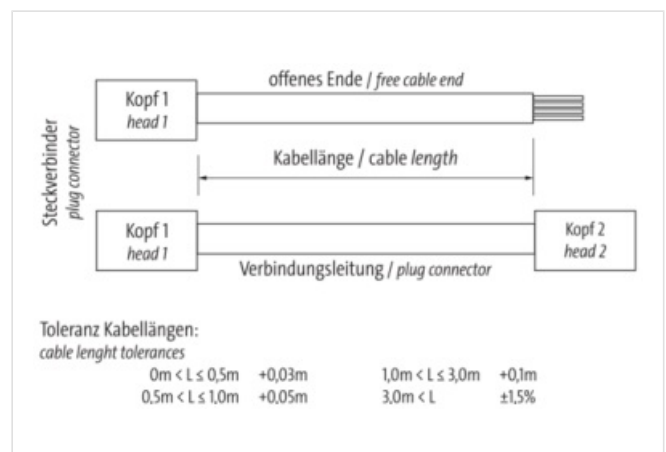
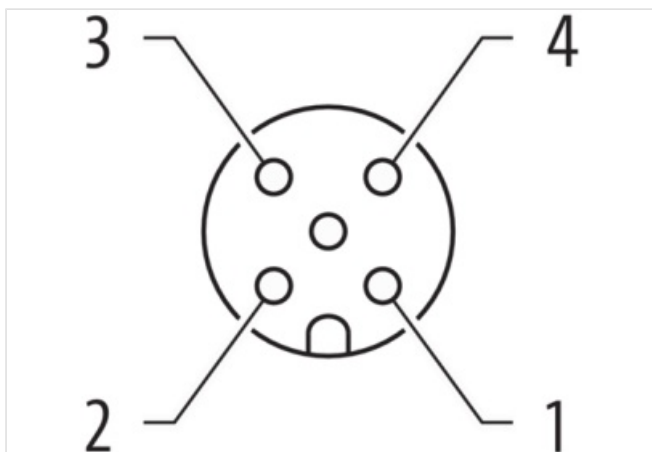
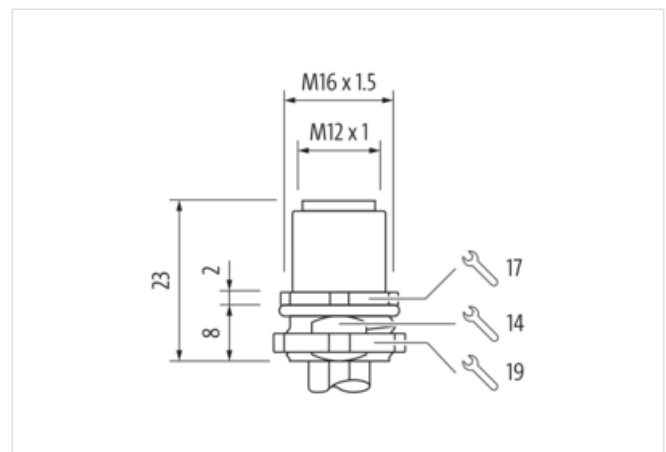
PUR-wires 4x0.34 0.5m

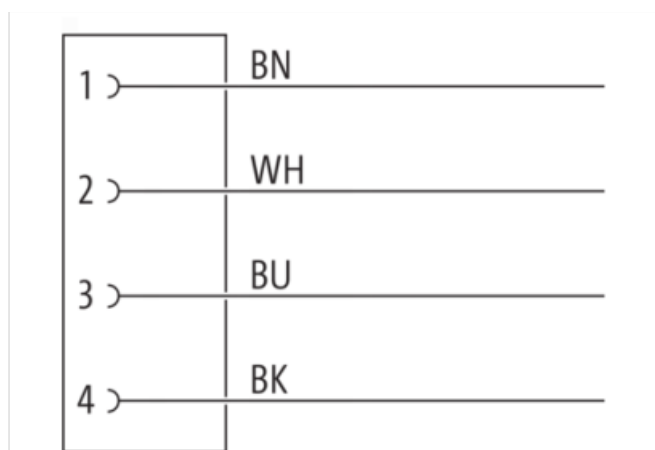
Art.No.: 7000-13542-9710050

Weight: 0.027

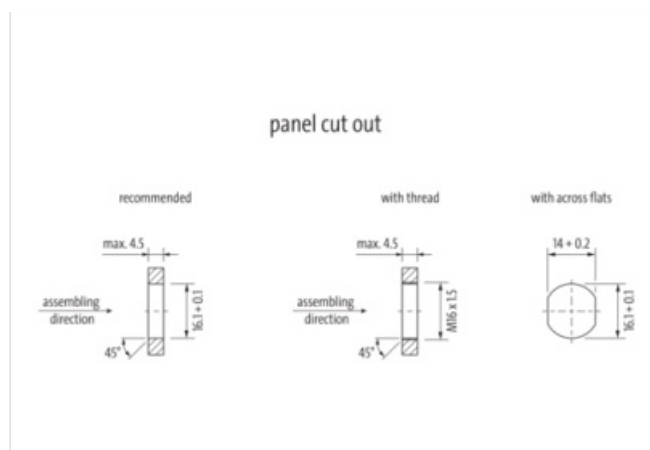
Country of origin: DE

Model designation: MSBFV-T971_0.5

[Link to Product](#)**Illustration**



Product may differ from Image

**Side 1**

Family construction form	M12
No. of poles	4
Coding	A
Mounting method	inserted, screwed
Thread	M12 x 1
Tightening torque	0.6 Nm
Material	Zinc die-casting
Material contact	Copper alloy
Coating contact	gold plated
Degree of protection (EN IEC 60529)	IP67

Side 2

Coating contact	gold plated
-----------------	-------------

Commercial data

URL Webshop	https://shop.murrelektronik.com/7000-13542-9710050
EAN	4048879494182

Electrical data | Supply

Operating voltage AC max.	250 V
Operating voltage DC max.	250 V
Current operating per contact max.	4 A

Diagnostics

Status indication LED	no
-----------------------	----

Installation | Connection

Mounting set	M16 x 1.5
Width across flats	SW19

Device protection | Electrical

Protection NEMA	6P, 4, 3
Additional condition protection degree	inserted, screwed
Pollution Degree	3
Rated surge voltage	2.5 kV
Material group (IEC 60664-1)	I

Mechanical data

The information in this Product-PDF has been compiled with the utmost care.

Liability for the correctness completeness and topicality of the information is restricted to gross negligence. Version: 2025-08-07

Murrelektronik Inc. | 1327 Northbrook Parkway, Suite 460 | Suwanee, GA 30024 | Fon +1 770 497-9292 | Fax +1 770 497-9391 | shop@murrinc.com | shop.murrinc.com

Contour for corrugated hose without

Mechanical data | Material data

Coating housing	nickel plated
Material screw connection	Zinc die-casting
Coating of fitting	nickel plated
Locking material	Zinc die-casting
Coating locking	Nickeled
Material gasket	FKM

Mechanical data | Mounting data

Mounting method	Schraubgewinde
Looking techniques	Schraubgewinde

Environmental characteristics | Climatic

Operating temperature min.	-30 °C
Operating temperature max.	85 °C
Additional condition temperature range	depending on cable quality

Important installation notes

Note on bending radius	Attention: Observe the permissible bending radii when laying cables, as the IP protection class can be endangered by excessive bending forces.
Note on strain relief	Protect the connectors by suitable measures from mechanical loads, e.g. by the usage of cable ties.

Conformity

Product standard	DIN EN 61076-2-101 (M12)
------------------	--------------------------

Approvals

UL 50E	yes
--------	-----

Installation | Cable

Material wire insulation	PUR
Amount wires	4
Outer diameter insulation	1.3 mm
Conductor crosssection (wire)	0.34 mm ²
Min. operating temperature (static)	-40 °C
Max. operating temperature (fixed)	90 °C
Operating temperature min. (dynamic)	-25 °C
Operating temperature max. (dynamic)	90 °C
Bending radius (fixed)	5 × Outer diameter