

MSUD valve plug A-18mm with cable

PVC 3x0.75 bk 3m

Art.No.: 7000-18001-6160300

Weight: 0.201 kg

Country of origin: CZ

Model designation: MSUDK-AB1L-616_3.0

Form A (18 mm)

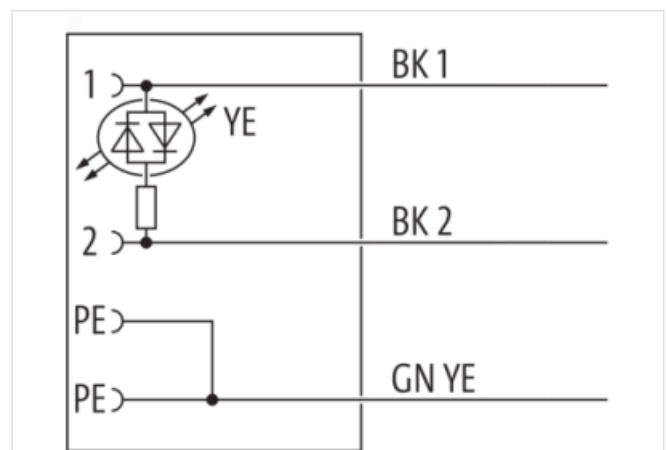
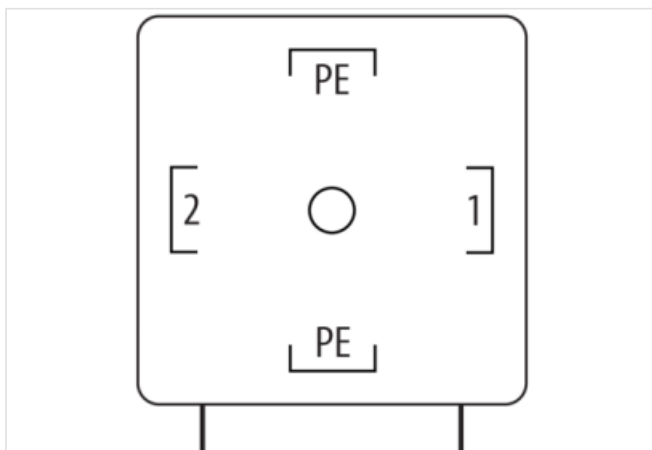
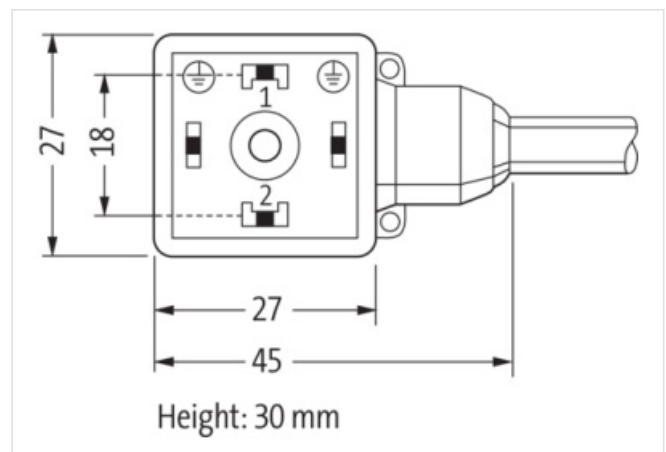
24 V AC/DC $\pm 25\%$

LED

Further cable lengths on request.

Plastic housings with good resistance against chemicals and oils.

The resistance to aggressive media should be individually tested for your application. Further details on request.

[Link to Product](#)**Illustration**



Product may differ from Image

**Header**

Cable length 3,00 m

Side 1

| | |
|-------------------------------------|------------------------|
| Family construction form | Valve connector form A |
| Mounting method | inserted, screwed |
| Threaded hole | M3x31 |
| Tightening torque | 0,4 Nm |
| Material | PBT |
| Degree of protection (EN IEC 60529) | IP67 |

Commercial data

| | |
|-----------------------|---------------------------------------------------------------------------------------------------------------------|
| URL Webshop | https://shop.murrelektronik.com/7000-18001-6160300 |
| customs tariff number | 85444290 |
| EAN | 4048879194808 |
| Packaging unit | 1 |

Electrical data | Supply

| | |
|------------------------------------|------|
| Operating voltage AC | 24 V |
| Operating voltage AC min. | 18 V |
| Operating voltage AC max. | 30 V |
| Operating voltage DC | 24 V |
| Operating voltage DC min. | 18 V |
| Operating voltage DC max. | 30 V |
| Current operating per contact max. | 4 A |

Diagnostics

| | |
|-----------------------|--------|
| Status indication LED | yellow |
|-----------------------|--------|

Installation | Connection

| | |
|--------------|-------|
| Mounting set | M3x31 |
|--------------|-------|

Device protection | Electrical

| | |
|----------------------------------------|-------------------|
| Additional condition protection degree | inserted, screwed |
| Pollution Degree | 3 |
| Rated surge voltage | 0,8 kV |
| Material group (IEC 60664-1) | I |

Mechanical data | Material data

The information in this Product-PDF has been compiled with the utmost care.

Liability for the correctness completeness and topicality of the information is restricted to gross negligence. Version: 2026-02-03

Murrelektronik Inc. | 1327 Northbrook Parkway, Suite 460 | Suwanee, GA 30024 | Fon +1 770 497-9292 | Fax +1 770 497-9391 | shop@murrinc.com | shop.murrinc.com

| | |
|---------------------------|------------|
| Color housing | black |
| Material screw connection | Steel |
| Coating of fitting | galvanized |
| Locking material | Steel |
| Coating locking | galvanized |

Mechanical data | Mounting data

| | |
|-----------------|-------------------|
| Mounting method | inserted, screwed |
|-----------------|-------------------|

Environmental characteristics | Climatic

| | |
|----------------------------------------|----------------------------|
| Operating temperature min. | -25 °C |
| Operating temperature max. | 85 °C |
| Additional condition temperature range | depending on cable quality |

Important installation notes

| | |
|------------------------|-------------------------------------------------------------------------------------------------------------------------------------------------------|
| Note on bending radius | Attention: Observe the permissible bending radii when laying cables, as the IP protection class can be endangered by excessive bending forces. |
| Note on strain relief | Protect the connectors by suitable measures from mechanical loads, e.g. by the usage of cable ties. |

Installation | Cable

| | |
|--------------------------------------------|--------------------------------------------------|
| Cable identification | 616 |
| Cable Type | 1 |
| Stranding | 1 × 3 wires stranded |
| Cable weight | 56 g/m |
| Material wire insulation | PVC |
| Amount wires | 3 |
| Outer diameter insulation | 1,8 mm |
| Outer diameter tolerance core insulation | ± 0,1 mm |
| Shore hardness wire insulation | 43 ± 5 Shore D |
| Material properties wire insulation | good machinability |
| Ingredient freeness wire insulation | lead-free, cadmium-free, CFC-free, silicone-free |
| Printing color of wire insulation | white (isolation black) |
| Amount strands (wire) | 24 |
| Diameter of single wires | 0,2 mm |
| Conductor crosssection (wire) | 0,75 mm² |
| Material conductor wire | Stranded copper wire, bare |
| Conductor type (wire) | Strand class 5 |
| Outer-diameter (jacket) | 5,9 mm |
| Tolerance outer diameter (sheath) | ± 5 % |
| Material jacket | PVC |
| Shore hardness jacket | 80 ± 5 Shore A |
| Freedom from ingredients (jacket) | lead-free, cadmium-free, CFC-free, silicone-free |
| Material property (jacket) | good machinability |
| Conductor resistance (wire) | 26 Ω/km @ 20 °C |
| Max. rated voltage (conductor - ground) | 300 V |
| Max. rated voltage (conductor - conductor) | 500 V |
| Withstand voltage (wire - wire) | 3 kV @ 60 s |
| Withstand voltage (wire - jacket) | 3 kV @ 60 s |
| Current load capacity (standard) | to DIN VDE 0298-4 |
| Current load capacity max. (wire) | 12 A |
| Operating temperature min. (static) | -30 °C |
| Operating temperature max. (static) | 70 °C |
| Operating temperature min. (dynamic) | -5 °C |
| Operating temperature max. (dynamic) | 70 °C |
| Oil resistance | good |
| Chemical resistance | good |
| Other resistances | good resistance to gasoline |

| | |
|--------------------------|---------------------|
| Bending radius (fixed) | 5 × Outer diameter |
| Bending radius (dynamic) | 10 × Outer diameter |