

**MSUD valve plug A-18mm with cable**

PVC 3x0.75 bk 3m

Art.No.: 7000-18021-6160300

Weight: 0.21

Country of origin: CZ

Model designation: MSUDK-AB1Z-616\_3.0

MSUD

Form A (18 mm)

24 V AC  $\pm 20\%$  / DC  $\pm 25\%$ 

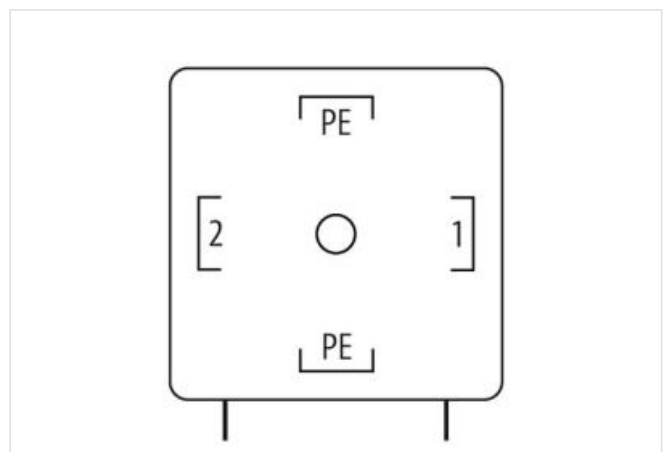
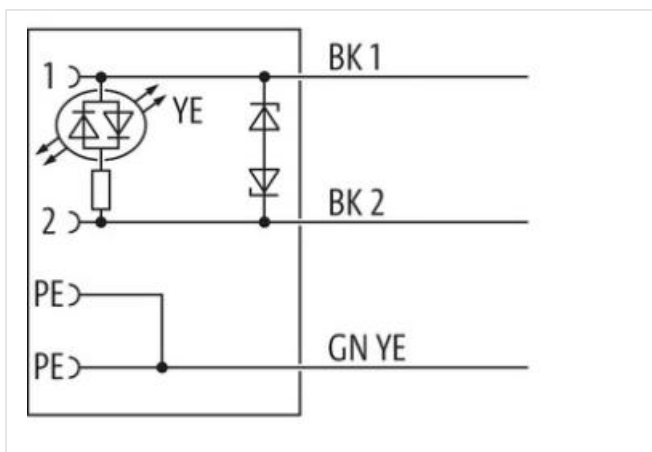
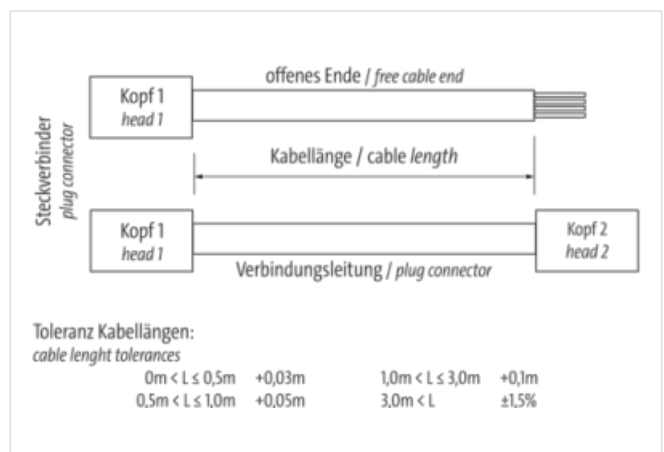
LED and suppression

Bridged PE

Further cable lengths on request.

Plastic housings with good resistance against chemicals and oils.

The resistance to aggressive media should be individually tested for your application. Further details on request.

[Link to Product](#)**Illustration**



Product may differ from Image



|                                     |                    |
|-------------------------------------|--------------------|
| Cable length                        | 3 m                |
| Side 1                              |                    |
| Tightening torque                   | 0,4 Nm             |
| Mounting method                     | inserted, screwing |
| Family construction form            | MSUD A             |
| Thread                              | M3                 |
| Material                            | PBT                |
| Degree of protection (EN IEC 60529) | IP67               |
| Commercial data                     |                    |
| ECLASS-6.0                          | 27279218           |
| ECLASS-6.1                          | 27279218           |
| ECLASS-7.0                          | 27279218           |
| ECLASS-8.0                          | 27279218           |
| ECLASS-9.0                          | 27060312           |
| ECLASS-10.1                         | 27060312           |
| ECLASS-11.1                         | 27060312           |
| ECLASS-12.0                         | 27060312           |
| ETIM-5.0                            | EC001855           |
| customs tariff number               | 85444290           |
| customs tariff number               | 85444290           |
| EAN                                 | 4048879193788      |
| EAN                                 | 4048879193788      |
| Packaging unit                      | 1                  |
| Packaging unit                      | 1                  |
| Electrical data                     |                    |
| Drop-out delay time max.            | 20 ms              |
| Electrical data   Supply            |                    |
| Operating voltage AC                | 24 V               |
| Operating voltage AC min.           | 19,2 V             |
| Operating voltage AC max.           | 28,8 V             |
| Operating voltage DC                | 24 V               |
| Operating voltage DC min.           | 18 V               |

|                                    |       |
|------------------------------------|-------|
| Operating voltage DC max.          | 30 V  |
| Cut-off peak voltage max.          | 55 V  |
| Current operating per contact max. | 4 A   |
| Current consumption max.           | 15 mA |

#### Diagnostics

|                       |        |
|-----------------------|--------|
| Status indication LED | yellow |
|-----------------------|--------|

#### Installation | Connection

|              |    |
|--------------|----|
| Mounting set | M3 |
|--------------|----|

#### Device protection | Electrical

|  |                   |
|--|-------------------|
| Additional condition protection degree | inserted, screwed |
| Pollution Degree                       | 3                 |
| Rated surge voltage                    | 0,8 kV            |
| Material group (IEC 60664-1)           | I                 |
| Additional suppressor                  | Diode, Z-Diode    |

#### Mechanical data | Material data

|                           |            |
|---------------------------|------------|
| Color housing             | black      |
| Coating locking           | galvanized |
| Coating of fitting        | galvanized |
| Material gasket           | PUR        |
| Locking material          | Steel      |
| Material screw connection | Steel      |

#### Mechanical data | Mounting data

|                 |                   |
|-----------------|-------------------|
| Mounting method | inserted, screwed |
|-----------------|-------------------|

#### Environmental characteristics | Climatic

|  |                            |
|--|----------------------------|
| Operating temperature min.             | -25 °C                     |
| Operating temperature max.             | 85 °C                      |
| Additional condition temperature range | depending on cable quality |

#### Important installation notes

|                        |   |
|------------------------|---|
| Note on strain relief  | Protect the connectors by suitable measures from mechanical loads, e.g. by the usage of cable ties.   |
| Note on bending radius | <b>Attention:</b> Observe the permissible bending radii when laying cables, as the IP protection class can be endangered by excessive bending forces. |

#### Installation | Cable

|  |  |
|--|--|
| wire arrangement                         | black 1, black 2, green-yellow                   |
| Cable identification                     | 616  |
| Cable Type                               | 1  |
| Printing color of wire insulation        | white (isolation black)                          |
| Jacket Color                             | black  |
| Amount stranding                         | 1  |
| Stranding                                | 3 wires twisted                                  |
| wire arrangement                         | black 1, black 2, green-yellow                   |
| Cable weight                             | 61,6 g/m   |
| Material jacket                          | PVC  |
| Shore hardness jacket                    | 80 ± 5 Shore A                                   |
| Freedom from ingredients (jacket)        | lead-free, cadmium-free, CFC-free, silicone-free |
| Outer-diameter (jacket)                  | 5,9 mm   |
| Tolerance outer diameter (sheath)        | ± 5 %  |
| Material wire insulation                 | PVC  |
| Amount wires                             | 3  |
| Outer diameter insulation                | 1,8 mm   |
| Outer diameter tolerance core insulation | ± 5 %  |
| Shore hardness wire insulation           | 43 ± 5 Shore D                                   |

|   |  |
|---|--|
| Material properties wire insulation               | good machinability                                   |
| Ingredient freeness wire insulation               | lead-free, cadmium-free, CFC-free, silicone-free     |
| Printing color of wire insulation                 | white (isolation black)                              |
| Amount strands (wire)                             | 24   |
| Diameter of single wires                          | 0,2 mm   |
| Conductor crosssection (wire)                     | 0,75 mm <sup>2</sup>                                 |
| Material conductor wire                           | Stranded copper wire, bare                           |
| Conductor type (wire)                             | Strand class 5                                       |
| Max. rated voltage (conductor - conductor)        | 500 V  |
| Max. rated voltage (conductor - ground)           | 300 V  |
| Current load capacity (standard)                  | to DIN VDE 0298-4                                    |
| Current load capacity min. wire                   | 12 A   |
| Electrical resistance line constant wire          | 26 Ω/km @ 20 °C                                      |
| AC withstand voltage (wire - wire)                | 3 kV @ 60 s  |
| Power frequency withstand voltage (wire - jacket) | 3 kV @ 60 s  |
| Min. operating temperature (static)               | -30 °C   |
| Max. operating temperature (fixed)                | 70 °C  |
| Operating temperature min. (dynamic)              | -5 °C  |
| Operating temperature max. (dynamic)              | 70 °C  |
| UV resistance                                     | DIN EN ISO 4892-2 A                                  |
| Flame resistance                                  | UL 1581 § 1100 FT2   IEC 60332-2-2   UL 1581 § 1090  |
| chemical resistance                               | Good, application-related testing                    |
| Gasoline resistance                               | Good, application-related testing                    |
| Oil resistance                                    | Good, application-related testing   DIN EN 60811-404 |
| Bending radius (fixed)                            | 5 x Outer diameter                                   |
| Bending radius (dynamic)                          | 10 x Outer diameter                                  |