

M12 male 0° / M12 female 90° A-cod.

PVC 4x0.34 bk UL/CSA 5m

Art.No.: 7000-40121-6140500

Weight: 0.222

Country of origin: US

Model designation: MSDLO-A-T614_5.0

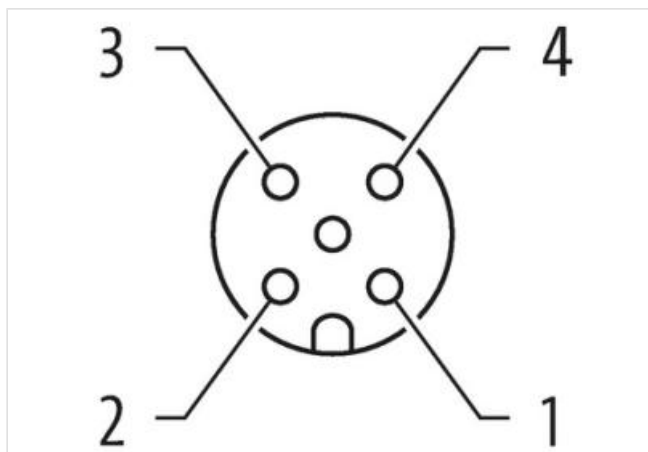

Advantages of our connectors:

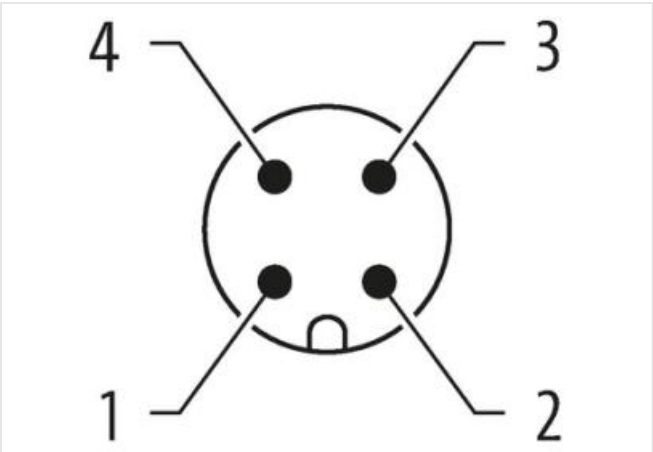
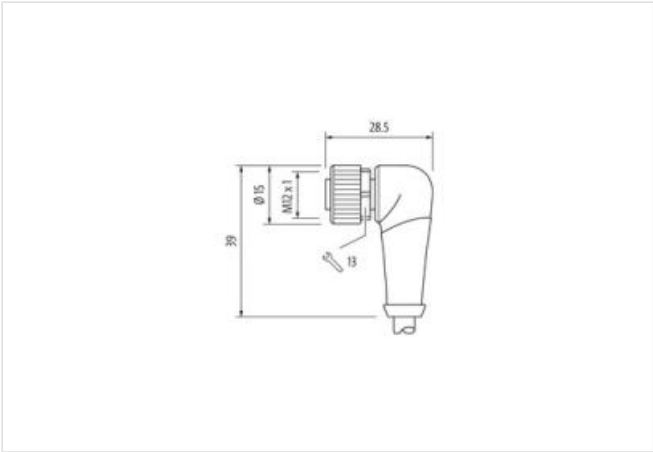
Our connectors are versatile and specially optimised for industrial environments. All connectors are 100% tested during the manufacturing process to ensure the highest quality and reliability.

The contacts are gold-plated, which ensures optimum conductivity. Thanks to the high degree of protection, the connectors are ideal for demanding industrial environments. They are also vibration-resistant - this is ensured by the union nut with vibration protection.

Our connectors are resistant to oils and cooling lubricants, but resistance to aggressive media should be tested for each specific application. Different cable lengths available [on request](#)

If you are missing technical information? Please feel free to use our [dictionary](#) to find more technical details.

Product details:**Male straight – female 90°****M12 – M12, 4-pole****Art-No. 7005 - M12 Lite - (plastic hexagonal screw) on request****Plastic housings with good resistance against chemicals and oils.****The resistance to aggressive media should be individually tested for your application. Further details on request.****Further cable lengths on request.**[Link to Product](#)**Illustration**



Product may differ from Image



Cable length 5 m

Side 1

Tightening torque 0,6 Nm

| | |
|---|---------------------------------------|
| Mounting method | inserted, screwed |
| Family construction form | M12 |
| Thread | M12 x 1 |
| suitable for corrugated tube (internal Ø) | 10 mm |
| Material | PUR |
| Width across flats | SW13 |
| Degree of protection (EN IEC 60529) | IP65, IP66K, IP67 |
| Side 2 | |
| Tightening torque | 0,6 Nm |
| Mounting method | inserted, screwed |
| Family construction form | M12 |
| Thread | M12 x 1 |
| suitable for corrugated tube (internal Ø) | 10 mm |
| Material | PUR |
| Width across flats | SW13 |
| Degree of protection (EN IEC 60529) | IP65, IP66K, IP67 |
| Commercial data | |
| ECLASS-6.0 | 27279218 |
| ECLASS-6.1 | 27279218 |
| ECLASS-7.0 | 27279218 |
| ECLASS-8.0 | 27279218 |
| ECLASS-9.0 | 27060311 |
| ECLASS-10.1 | 27060311 |
| ECLASS-11.1 | 27060311 |
| ECLASS-12.0 | 27060311 |
| ETIM-5.0 | EC001855 |
| customs tariff number | 85444290 |
| customs tariff number | 85444290 |
| EAN | 4048879177740 |
| EAN | 4048879177740 |
| Packaging unit | 1 |
| Packaging unit | 1 |
| Electrical data Supply | |
| Operating voltage AC max. | 250 V |
| Operating voltage DC max. | 250 V |
| Current operating per contact max. | 4 A |
| Installation Connection | |
| Mounting set | M12 x 1 |
| Device protection Electrical | |
| Additional condition protection degree | inserted, screwed |
| Pollution Degree | 3 |
| Material group (IEC 60664-1) | I |
| Mechanical data Material data | |
| Coating locking | Nickeled |
| Coating of fitting | nickel plated |
| Locking material | Zinc die-casting |
| Material screw connection | Zinc die-casting |
| Mechanical data Mounting data | |
| Mounting method | inserted, screwed, Shaking protection |
| Environmental characteristics Climatic | |
| Operating temperature min. | -30 °C |

| | |
|---|--|
| Operating temperature max. | 85 °C |
| Additional condition temperature range | depending on cable quality |
| Important installation notes | |
| Note on strain relief | Protect the connectors by suitable measures from mechanical loads, e.g. by the usage of cable ties. |
| Note on bending radius | Attention: Observe the permissible bending radii when laying cables, as the IP protection class can be endangered by excessive bending forces. |
| Conformity | |
| Product standard | DIN EN 61076-2-101 (M12) |
| Installation Cable | |
| wire arrangement | brown, black, blue, white |
| Cable identification | 614 |
| Cable Type | 1 |
| Jacket Color | black |
| Type of Certificate | cURus |
| Amount stranding | 1 |
| Stranding | 4 wires twisted |
| wire arrangement | brown, black, blue, white |
| Cable weight | 40,7 g/m |
| Material jacket | PVC |
| Shore hardness jacket | 85 ± 5 Shore A |
| Freedom from ingredients (jacket) | lead-free, cadmium-free, CFC-free, silicone-free |
| Outer-diameter (jacket) | 5 mm |
| Tolerance outer diameter (sheath) | ± 5 % |
| Material wire insulation | PVC |
| Amount wires | 4 |
| Outer diameter insulation | 1,25 mm |
| Outer diameter tolerance core insulation | ± 5 % |
| Shore hardness wire insulation | 45 ± 5 Shore D |
| Material properties wire insulation | good machinability |
| Ingredient freeness wire insulation | lead-free, cadmium-free, CFC-free, silicone-free |
| Amount strands (wire) | 19 |
| Diameter of single wires | 0,15 mm |
| Conductor crosssection (wire) | 0,34 mm ² |
| Material conductor wire | Stranded copper wire, bare |
| Conductor type (wire) | Strand class 5 |
| Nominal voltage AC max. | 300 V |
| Current load capacity (standard) | to DIN VDE 0298-4 |
| Current load capacity min. wire | 4,8 A |
| Electrical resistance line constant wire | 57 Ω/km @ 20 °C |
| AC withstand voltage (wire - wire) | 2 kV @ 60 s |
| Power frequency withstand voltage (wire - jacket) | 2 kV @ 60 s |
| Min. operating temperature (static) | -30 °C |
| Max. operating temperature (fixed) | 80 °C |
| Operating temperature min. (dynamic) | -5 °C |
| Operating temperature max. (dynamic) | 80 °C |
| UV resistance | DIN EN ISO 4892-2 A |
| Flame resistance | IEC 60332-2-2 UL 1581 § 1090 UL 1581 § 1100 FT2 |
| chemical resistance | Good, application-related testing |
| Gasoline resistance | Good, application-related testing |
| Oil resistance | DIN EN 60811-404 Good, application-related testing |
| Bending radius (fixed) | 5 x Outer diameter |
| Bending radius (dynamic) | 10 x Outer diameter |