

**Y-Distributor M12 male / M12 female 0° A-cod.**

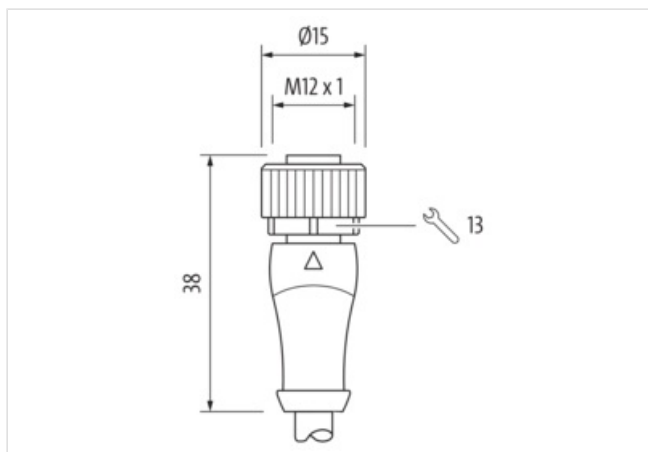
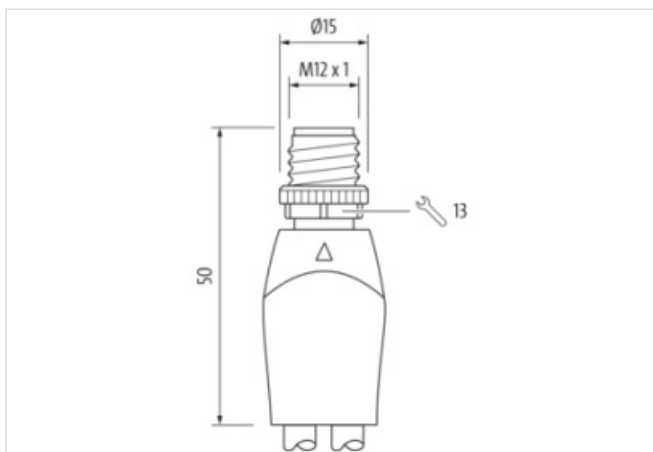


PVC 3x0.34 bk UL/CSA 3m

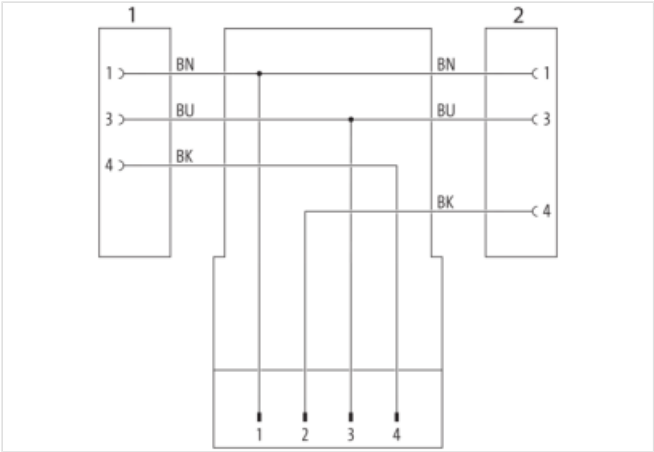
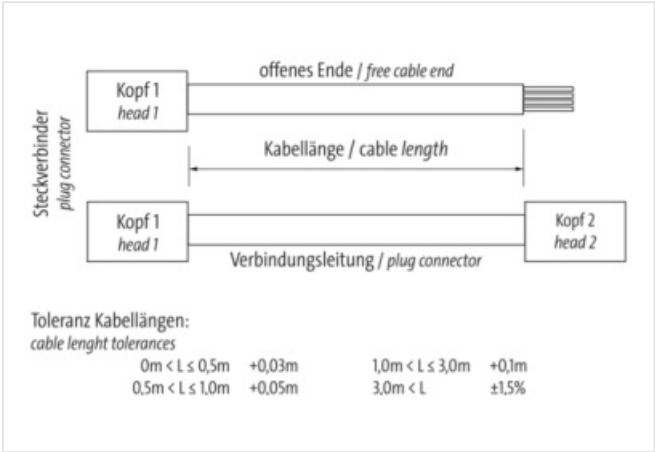
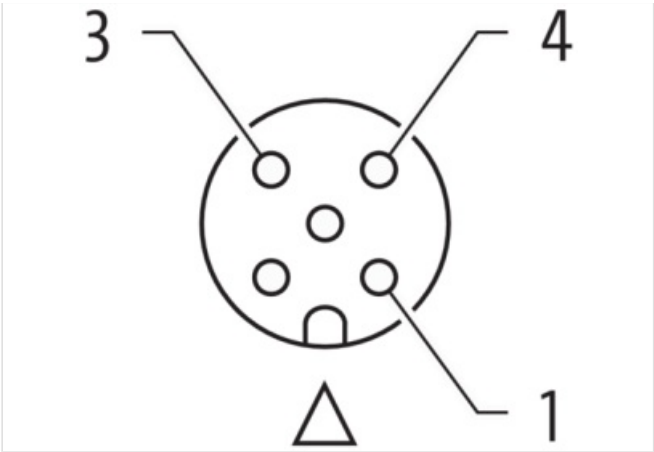
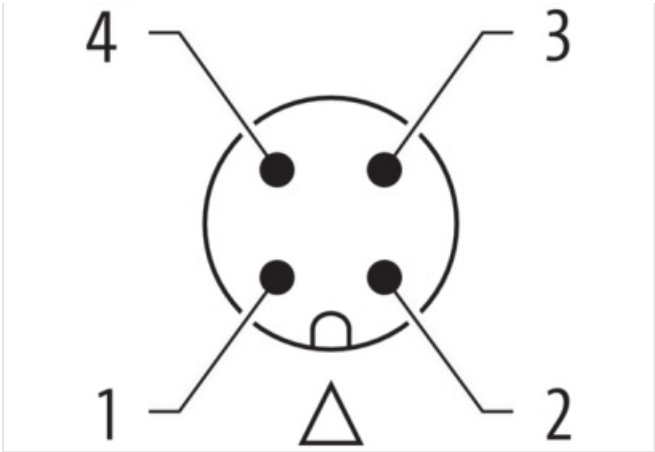
Art.No.: 7000-40701-6130300

Weight: 0.25

Country of origin: CZ

Model designation: MSAYTL0-BR613\_3.0-BR613\_3.0

[Link to Product](#)**Illustration**



Product may differ from Image



Side 1	
Family construction form	M12
No. of poles	3
Coding	A
Gender	female
Mounting method	inserted, screwed
Thread	M12 x 1
Tightening torque	0.6 Nm
Width across flats	SW13
Cable outlet	straight
suitable for corrugated tube (internal Ø)	10 mm
Material	PUR
Material contact	Copper alloy
Coating contact	gold plated
Degree of protection (EN IEC 60529)	IP67, IP66K, IP65
Side 2	
Family construction form	M12
No. of poles	3

Coding	A
Gender	female
Mounting method	inserted, screwed
Thread	M12 x 1
Tightening torque	0.6 Nm
Width across flats	SW13
Cable outlet	straight
suitable for corrugated tube (internal Ø)	10 mm
Material	PUR
Material contact	Copper alloy
Coating contact	gold plated
Degree of protection (EN IEC 60529)	IP67, IP66K, IP65

### Side 3

Family construction form	M12
No. of poles	4
Coding	A
Gender	male
Mounting method	inserted, screwed
Thread	M12 x 1
Tightening torque	0.6 Nm
Width across flats	SW13
Cable outlet	straight
Material	PUR
Material contact	Copper alloy
Coating contact	gold plated
Degree of protection (EN IEC 60529)	IP67, IP66K, IP65

### Commercial data

URL Webshop	<a href="https://shop.murrelektronik.com/7000-40701-6130300">https://shop.murrelektronik.com/7000-40701-6130300</a>
GTIN	4048879157575
ECLASS-6.0	27279218
ECLASS-6.1	27279218
ECLASS-7.0	27279218
ECLASS-7.1	27279218
ECLASS-8.0	27279218
ECLASS-8.1	27279218
ECLASS-9.0	27060313
ECLASS-9.1	27060313
ECLASS-10.0.1	27060313
ECLASS-10.1	27060313
ECLASS-11.0	27060313
ECLASS-11.1	27060313
ECLASS-12.0	27060313
ECLASS-13.0	27060313
ECLASS-14.0	27060313
ETIM-5.0	EC001855
ETIM-6.0	EC001855
ETIM-7.0	EC001855
ETIM-8.0	EC001855
EAN	4048879157575

### Electrical data | Supply

Operating voltage AC max.	250 V
Operating voltage DC max.	250 V

Current operating per contact max. 4 A

#### Diagnostics

Status indication LED no

#### Device protection | Electrical

Additional condition protection degree inserted, screwed

Pollution Degree 3

Rated surge voltage 2.5 kV

Material group (IEC 60664-1) I

#### Mechanical data | Material data

Material screw connection Zinc die-casting

Coating of fitting nickel plated

Locking material Zinc die-casting

Coating locking Nickerled

Material gasket FKM

#### Mechanical data | Mounting data

Mounting method inserted, screwed, Shaking protection

#### Environmental characteristics | Climatic

Operating temperature min. -30 °C

Operating temperature max. 85 °C

Additional condition temperature range depending on cable quality

#### Important installation notes

Note on bending radius **Attention:** Observe the permissible bending radii when laying cables, as the IP protection class can be endangered by excessive bending forces.

Note on strain relief Protect the connectors by suitable measures from mechanical loads, e.g. by the usage of cable ties.

#### Conformity

Product standard DIN EN 61076-2-101 (M12)

#### Installation | Cable

Cable identification 613

Cable Type 1

Amount stranding 1

Stranding Wires

Wire arrangement brown, black, blue

Cable weight 34.1 g/m

Material wire insulation PVC

Amount wires 3

Outer diameter insulation 1.25 mm

Outer diameter tolerance core insulation  $\pm 0.05$  mm

Shore hardness wire insulation 45

Material properties wire insulation good machinability

Ingredient freeness wire insulation CFC-free, cadmium-free, silicone-free, lead-free

Amount strands (wire) 19

Diameter of single wires 0.15 mm

Conductor crosssection (wire) 0.34 mm<sup>2</sup>

Material conductor wire Stranded copper wire, bare

Conductor type (wire) Strand class 5

Outer-diameter (jacket) 4.6 mm

Tolerance outer diameter (sheath)  $\pm 5$  %

Material jacket PVC

Shore hardness jacket 85

Freedom from ingredients (jacket) CFC-free, cadmium-free, silicone-free, lead-free

Material property (jacket) good machinability

Conductor resistance (wire)	57 $\Omega$ /km @ 20 °C
Nominal voltage AC max.	300 V
Withstand voltage (wire - wire)	2 kV @ 60 s
Withstand voltage (wire - jacket)	2 kV @ 60 s
Current load capacity (standard)	to DIN VDE 0298-4
Current load capacity min. wire	6 A
Min. operating temperature (static)	-30 °C
Max. operating temperature (fixed)	80 °C
Operating temperature min. (dynamic)	-5 °C
Operating temperature max. (dynamic)	80 °C
Flame resistance	UL 1581 § 1080, CSA FT1, IEC 60332-1-2
Oil resistance	good
Chemical resistance	good
Other resistances	good resistance to gasoline
Bending radius (fixed)	5 × Outer diameter
Bending radius (dynamic)	10 × Outer diameter