

**Y-Distributor M12 male / M12 female 0° A-cod.**

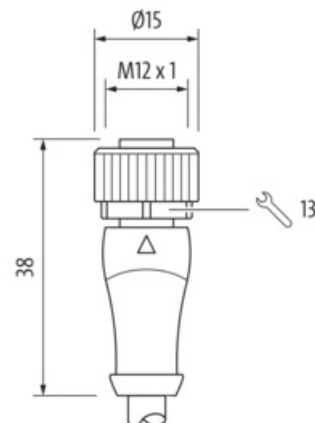
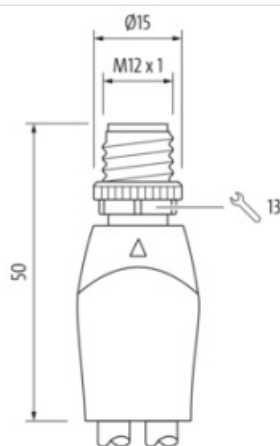


PUR 3x0.34 bk UL/CSA+drag ch. 0.3m

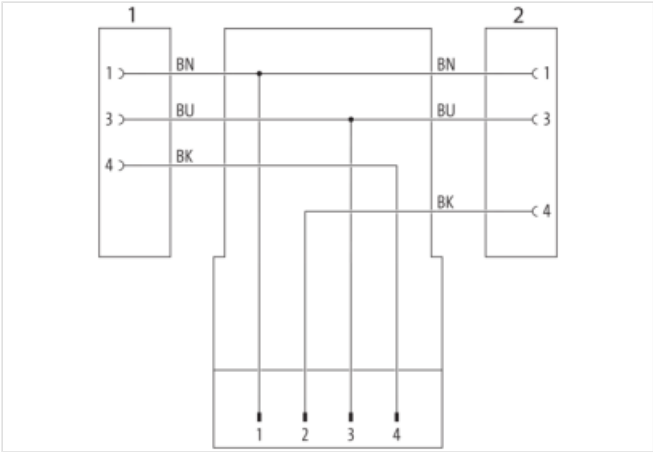
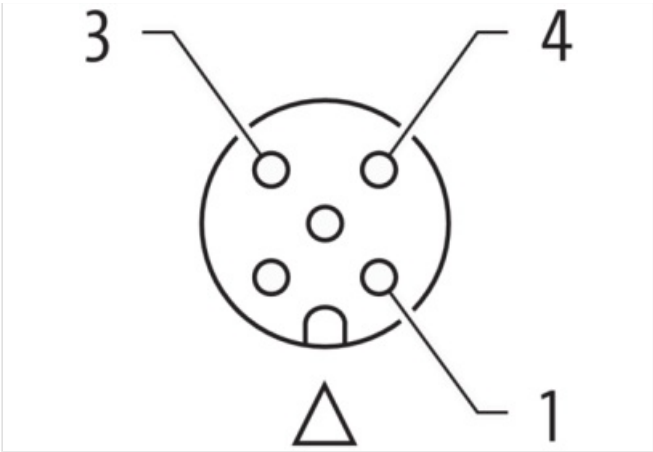
Art.No.: 7000-40701-6330030

Weight: 0.06

Country of origin: CZ

Model designation: MSAYTL0-BR633\_0.3-BR633\_0.3

**[Link to Product](#)****Illustration**



Product may differ from Image



Side 1	
Family construction form	M12
No. of poles	3
Coding	A
Gender	female
Mounting method	inserted, screwed
Thread	M12 x 1
Tightening torque	0.6 Nm
Width across flats	SW13
Cable outlet	straight
suitable for corrugated tube (internal Ø)	10 mm
Material	PUR
Material contact	Copper alloy
Coating contact	gold plated
Degree of protection (EN IEC 60529)	IP67, IP66K, IP65

Side 2	
Family construction form	M12
No. of poles	3

Coding	A
Gender	female
Mounting method	inserted, screwed
Thread	M12 x 1
Tightening torque	0.6 Nm
Width across flats	SW13
Cable outlet	straight
suitable for corrugated tube (internal Ø)	10 mm
Material	PUR
Material contact	Copper alloy
Coating contact	gold plated
Degree of protection (EN IEC 60529)	IP67, IP66K, IP65

### Side 3

Family construction form	M12
No. of poles	4
Coding	A
Gender	male
Mounting method	inserted, screwed
Thread	M12 x 1
Tightening torque	0.6 Nm
Width across flats	SW13
Cable outlet	straight
Material	PUR
Material contact	Copper alloy
Coating contact	gold plated
Degree of protection (EN IEC 60529)	IP67, IP66K, IP65

### Commercial data

URL Webshop	<a href="https://shop.murrelektronik.com/7000-40701-6330030">https://shop.murrelektronik.com/7000-40701-6330030</a>
GTIN	4048879157438
ECLASS-6.0	27279218
ECLASS-6.1	27279218
ECLASS-7.0	27279218
ECLASS-7.1	27279218
ECLASS-8.0	27279218
ECLASS-8.1	27279218
ECLASS-9.0	27060313
ECLASS-9.1	27060313
ECLASS-10.0.1	27060313
ECLASS-10.1	27060313
ECLASS-11.0	27060313
ECLASS-11.1	27060313
ECLASS-12.0	27060313
ECLASS-13.0	27060313
ECLASS-14.0	27060313
ETIM-5.0	EC001855
ETIM-6.0	EC001855
ETIM-7.0	EC001855
ETIM-8.0	EC001855
EAN	4048879157438

### Electrical data | Supply

Operating voltage AC max.	250 V
Operating voltage DC max.	250 V

Current operating per contact max. 4 A

#### Diagnostics

Status indication LED no

#### Device protection | Electrical

Additional condition protection degree inserted, screwed

Pollution Degree 3

Rated surge voltage 2.5 kV

Material group (IEC 60664-1) I

#### Mechanical data | Material data

Material screw connection Zinc die-casting

Coating of fitting nickel plated

Locking material Zinc die-casting

Coating locking Nickerled

Material gasket FKM

#### Mechanical data | Mounting data

Mounting method inserted, screwed, Shaking protection

#### Environmental characteristics | Climatic

Operating temperature min. -30 °C

Operating temperature max. 85 °C

Additional condition temperature range depending on cable quality

#### Important installation notes

Note on bending radius **Attention:** Observe the permissible bending radii when laying cables, as the IP protection class can be endangered by excessive bending forces.

Note on strain relief Protect the connectors by suitable measures from mechanical loads, e.g. by the usage of cable ties.

#### Conformity

Product standard DIN EN 61076-2-101 (M12)

#### Installation | Cable

Cable identification 633

Cable Type 3

Amount stranding 1

Stranding Wires

Wire arrangement brown, black, blue

Cable weight 29.7 g/m

Material wire insulation PP

Amount wires 3

Outer diameter insulation 1.25 mm

Outer diameter tolerance core insulation  $\pm 0.05$  mm

Shore hardness wire insulation 70

Ingredient freeness wire insulation CFC-free, cadmium-free, silicone-free, halogen-free, lead-free

Amount strands (wire) 42

Diameter of single wires 0.1 mm

Conductor crosssection (wire) 0.34 mm<sup>2</sup>

Material conductor wire Stranded copper wire, bare

Conductor type (wire) strand class 6

Outer-diameter (jacket) 4.1 mm

Tolerance outer diameter (sheath)  $\pm 5$  %

Material jacket PUR

Shore hardness jacket 90

Freedom from ingredients (jacket) CFC-free, cadmium-free, silicone-free, halogen-free, lead-free

Material property (jacket) matte, good machinability, abrasion-resistant, low adhesion

Conductor resistance (wire) 57  $\Omega$ /km @ 20 °C

Nominal voltage AC max.	300 V
Withstand voltage (wire - wire)	2.5 kV @ 60 s
Withstand voltage (wire - jacket)	2.5 kV @ 60 s
Current load capacity (standard)	to DIN VDE 0298-4
Current load capacity min. wire	6 A
Min. operating temperature (static)	-40 °C
Max. operating temperature (fixed)	80 °C / 90 °C @ 10000 h Operation
Operating temperature min. (dynamic)	-25 °C
Operating temperature max. (dynamic)	80 °C / 90 °C @ 10000 h Operation
Operating temperature min. (drag chain)	-25 °C
Operating temperature max. (drag chain)	80 °C / 90 °C @ 10000 h Operation
Flame resistance	UL 1581 § 1090, CSA FT2, IEC 60332-2-2
Oil resistance	IEC 60811-404
Chemical resistance	good
Other resistances	good resistance to gasoline, resistant to hydrolysis, resistant to microbes
Bending radius (fixed)	5 × Outer diameter
Bending radius (dynamic)	10 × Outer diameter
No. of bending cycles (C-track)	10 Mio. @ 25 °C
Traversing distance (C-track)	10 m @ 25 °C   horizontal
Travel speed (C-track)	3 m/s @ 25 °C
Acceleration (C-track)	10 m/s² @ 25 °C
No. of torsion cycles	2 Mio.
Torsion stress	180 °/m
Torsion speed	35 cycles/min