

Y-Distributor M12 male / M8 female 0° A-cod.

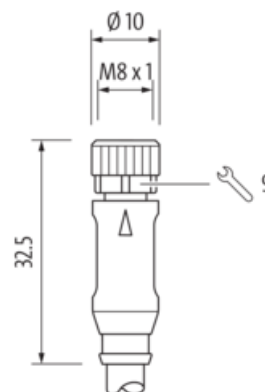
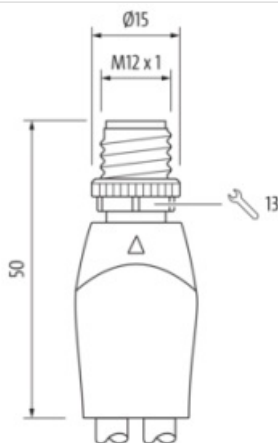


PUR 3x0.25 gy UL/CSA+drag ch. 5m

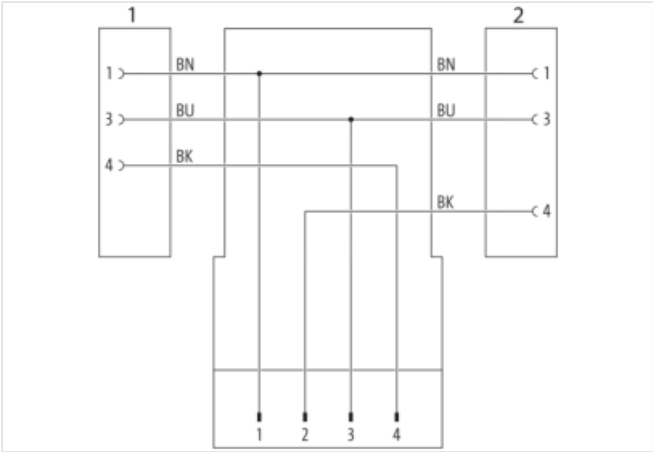
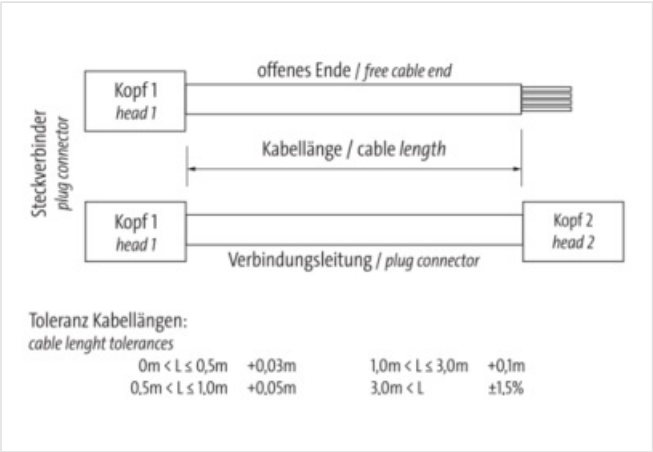
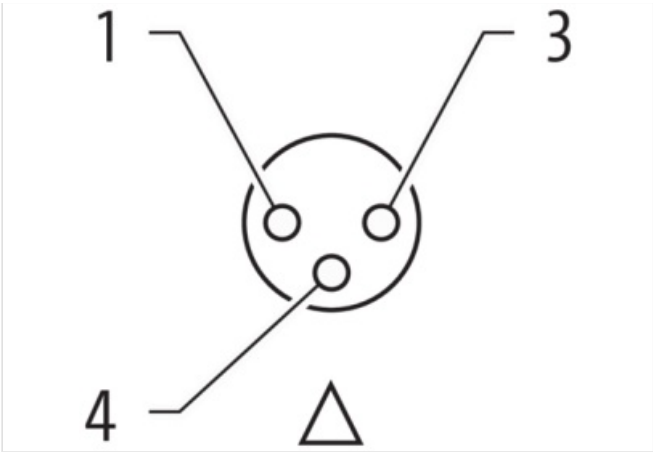
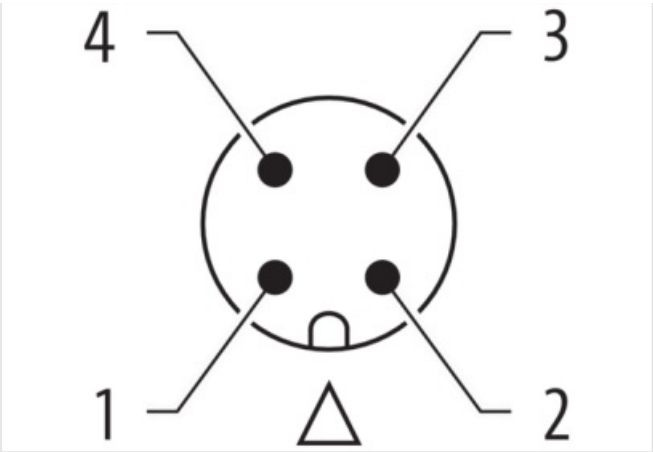
Art.No.: 7000-40821-2300500

Weight: 0.265

Country of origin: DE

Model designation: MSAYTL0-FR230_5.0-FR230_5.0

[Link to Product](#)**Illustration**



Product may differ from Image



Side 1	
Family construction form	M8
No. of poles	3
Coding	A
Gender	female
Mounting method	inserted, screwed
Thread	M8 x 1
Tightening torque	0.4 Nm
Width across flats	SW9
Cable outlet	straight
suitable for corrugated tube (internal Ø)	6.5 mm
Material	PUR
Material contact	Copper alloy
Coating contact	gold plated
Degree of protection (EN IEC 60529)	IP67, IP66K, IP65
Side 2	
Family construction form	M8
No. of poles	3

Coding	A
Gender	female
Mounting method	inserted, screwed
Thread	M8 x 1
Tightening torque	0.4 Nm
Width across flats	SW9
Cable outlet	straight
suitable for corrugated tube (internal Ø)	6.5 mm
Material	PUR
Material contact	Copper alloy
Coating contact	gold plated
Degree of protection (EN IEC 60529)	IP67, IP66K, IP65

Side 3

Family construction form	M12
No. of poles	4
Coding	A
Gender	male
Mounting method	inserted, screwed
Thread	M12 x 1
Tightening torque	0.6 Nm
Width across flats	SW13
Cable outlet	straight
Material	PUR
Material contact	Copper alloy
Coating contact	gold plated
Degree of protection (EN IEC 60529)	IP67, IP66K, IP65

Commercial data

URL Webshop	https://shop.murrelektronik.com/7000-40821-2300500
GTIN	4048879154482
ECLASS-6.0	27279218
ECLASS-6.1	27279218
ECLASS-7.0	27279218
ECLASS-7.1	27279218
ECLASS-8.0	27279218
ECLASS-8.1	27279218
ECLASS-9.0	27060313
ECLASS-9.1	27060313
ECLASS-10.0.1	27060313
ECLASS-10.1	27060313
ECLASS-11.0	27060313
ECLASS-11.1	27060313
ECLASS-12.0	27060313
ECLASS-13.0	27060313
ECLASS-14.0	27060313
ETIM-5.0	EC001855
ETIM-6.0	EC001855
ETIM-7.0	EC001855
ETIM-8.0	EC001855
EAN	4048879154482

Electrical data | Supply

Operating voltage AC max.	50 V
Operating voltage DC max.	60 V

Current operating per contact max.	4 A
Operating voltage AC (UL-listed)	30 V
Operating voltage DC (UL-listed)	30 V
Diagnostics	
Status indication LED	no
Device protection Electrical	
Additional condition protection degree	inserted, screwed
Pollution Degree	3
Rated surge voltage	1.5 kV
Material group (IEC 60664-1)	I
Mechanical data Material data	
Locking material	Zinc die-casting
Coating locking	Nickel
Material gasket	FKM
Mechanical data Mounting data	
Mounting method	inserted, screwed, Shaking protection
Environmental characteristics Climatic	
Operating temperature min.	-30 °C
Operating temperature max.	85 °C
Additional condition temperature range	depending on cable quality
Important installation notes	
Note on bending radius	Attention: Observe the permissible bending radii when laying cables, as the IP protection class can be endangered by excessive bending forces.
Note on strain relief	Protect the connectors by suitable measures from mechanical loads, e.g. by the usage of cable ties.
Conformity	
Product standard	DIN EN 61076-2-101 (M12), DIN EN 61076-2-104 (M8)
Installation Cable	
Cable identification	230
Cable Type	3
Amount stranding	1
Stranding	Wires
Wire arrangement	brown, black, blue
Cable weight	26.4 g/m
Material wire insulation	PP
Amount wires	3
Outer diameter insulation	1.25 mm
Outer diameter tolerance core insulation	± 0.05 mm
Shore hardness wire insulation	70
Ingredient freeness wire insulation	CFC-free, cadmium-free, silicone-free, halogen-free, lead-free
Amount strands (wire)	32
Diameter of single wires	0.1 mm
Conductor crosssection (wire)	0.25 mm²
Material conductor wire	Stranded copper wire, bare
Conductor type (wire)	strand class 6
Outer-diameter (jacket)	4.1 mm
Tolerance outer diameter (sheath)	± 5 %
Material jacket	PUR
Shore hardness jacket	90
Freedom from ingredients (jacket)	CFC-free, cadmium-free, silicone-free, halogen-free, lead-free
Material property (jacket)	matte, good machinability, abrasion-resistant, low adhesion
Conductor resistance (wire)	79 Ω/km @ 20 °C

Nominal voltage AC max.	300 V
Withstand voltage (wire - wire)	2.5 kV @ 60 s
Withstand voltage (wire - jacket)	2.5 kV @ 60 s
Current load capacity (standard)	to DIN VDE 0298-4
Current load capacity min. wire	4.5 A
Min. operating temperature (static)	-40 °C
Max. operating temperature (fixed)	80 °C / 90 °C @ 10000 h Operation
Operating temperature min. (dynamic)	-25 °C
Operating temperature max. (dynamic)	80 °C / 90 °C @ 10000 h Operation
Operating temperature min. (drag chain)	-25 °C
Operating temperature max. (drag chain)	80 °C / 90 °C @ 10000 h Operation
Flame resistance	UL 1581 § 1090, CSA FT2, IEC 60332-2-2
Oil resistance	IEC 60811-404
Chemical resistance	good
Other resistances	good resistance to gasoline, resistant to hydrolysis, resistant to microbes
Bending radius (fixed)	5 × Outer diameter
Bending radius (dynamic)	10 × Outer diameter
No. of bending cycles (C-track)	10 Mio. @ 25 °C
Traversing distance (C-track)	10 m @ 25 °C horizontal
Travel speed (C-track)	3 m/s @ 25 °C
Acceleration (C-track)	10 m/s² @ 25 °C
No. of torsion cycles	2 Mio.
Torsion stress	180 °/m
Torsion speed	35 cycles/min