

M12 male 0° A-cod. / MSUD valve plug A-18mm

PVC 3x0.75 gy 5m

Art.No.: 7000-40881-2160500

Weight: 0.322 kg

Country of origin: CZ

Model designation: MSKL3-A-W216_5.0

Form A (18 mm) – M12, male straight

24 V AC $\pm 20\%$ / DC $\pm 25\%$

LED and suppression

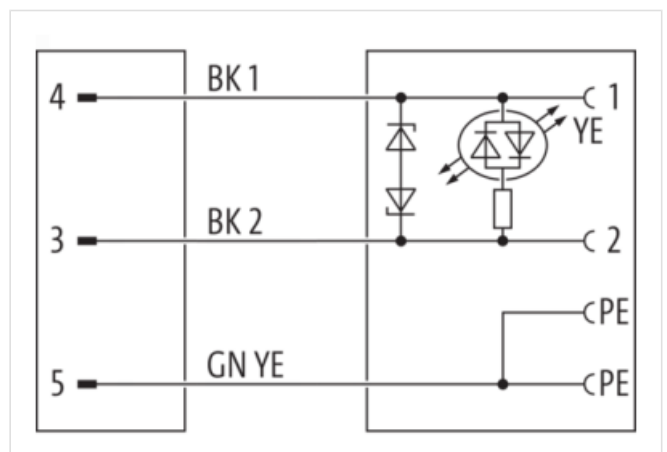
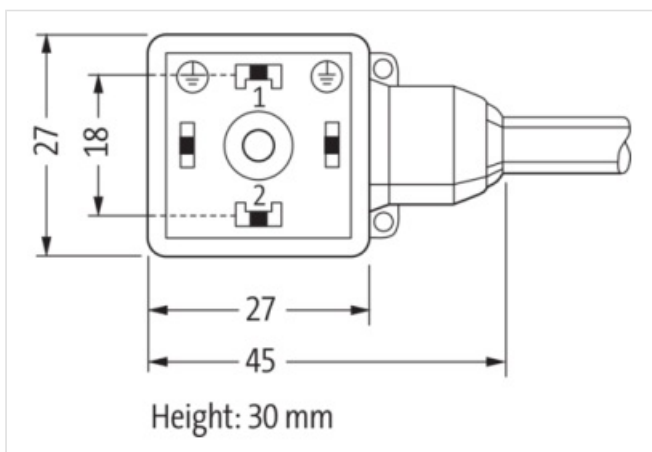
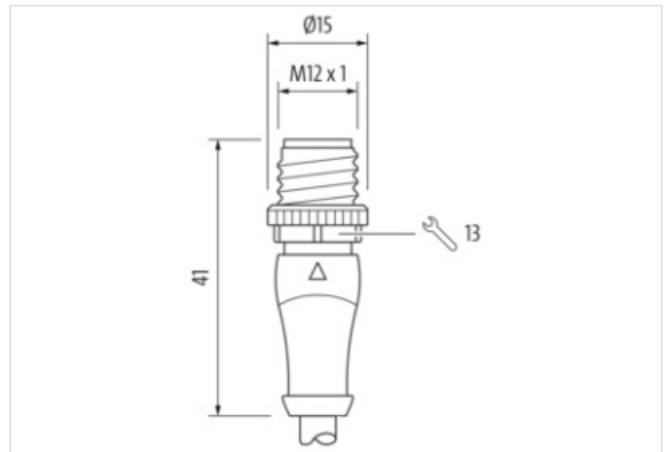

Bridged PE

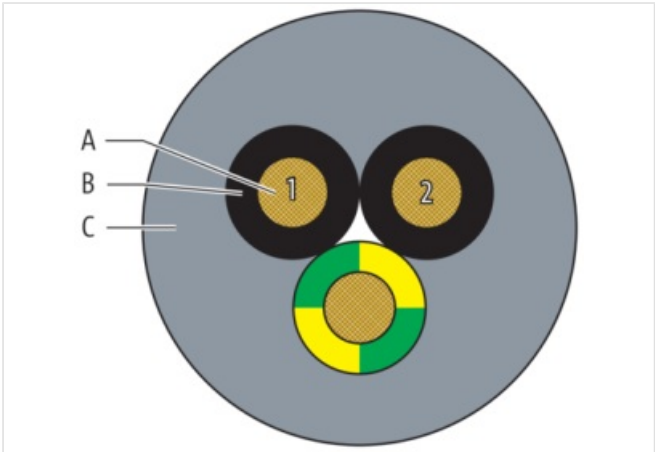
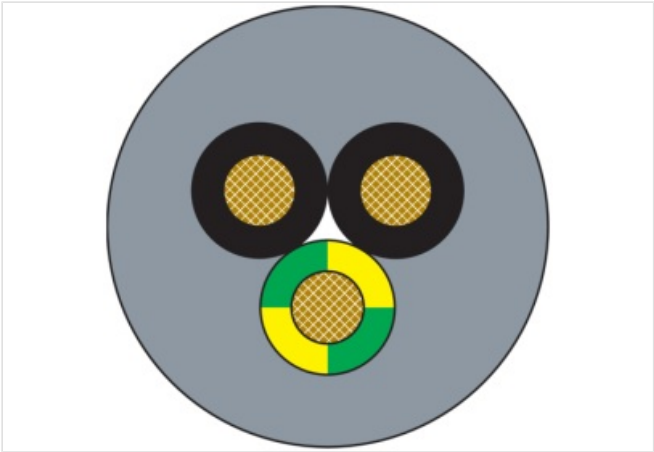
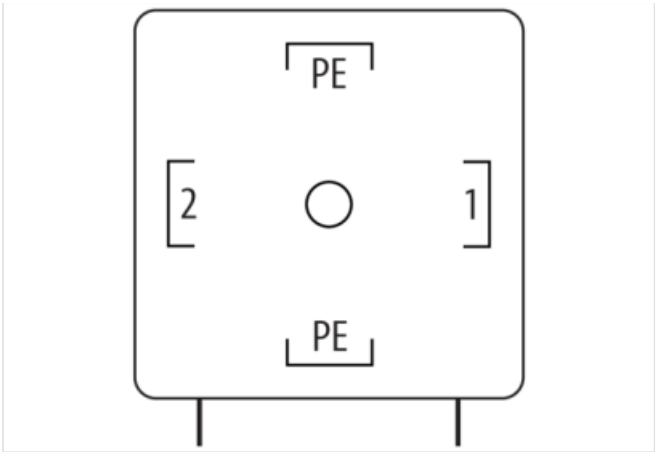
A-coded

Further cable lengths on request.

Plastic housings with good resistance against chemicals and oils.

The resistance to aggressive media should be individually tested for your application. Further details on request.

[Link to Product](#)**Illustration**



Product may differ from Image



Header	
Material short text	MSKL3-A-W216_5.0
Cable length	5,00 m
Side 1	

Family construction form	M12
No. of poles	3
Coding	A
Mounting method	inserted, screwed
Threaded hole	M12 x 1
Tightening torque	0.6 Nm
Width across flats	SW13
suitable for corrugated tube (internal Ø)	10 mm
Material	PUR
Degree of protection (EN IEC 60529)	IP67

Side 2

Family construction form	MSUD A
No. of poles	4
Threaded hole	M3x31
Tightening torque	0.4 Nm
Material	PBT
Degree of protection (EN IEC 60529)	IP67

Commercial data

URL Webshop	https://shop.murrelektronik.com/7000-40881-2160500
GTIN	4048879152679
ECLASS-6.0	27279218
ECLASS-6.1	27279218
ECLASS-7.0	27279218
ECLASS-7.1	27279218
ECLASS-8.0	27279218
ECLASS-8.1	27279218
ECLASS-9.0	27060312
ECLASS-9.1	27060312
ECLASS-10.0.1	27060312
ECLASS-10.1	27060312
ECLASS-11.0	27060312
ECLASS-11.1	27060312
ECLASS-12.0	27060312
ECLASS-13.0	27060312
ECLASS-14.0	27060312
ETIM-5.0	EC001855
ETIM-6.0	EC001855
ETIM-7.0	EC001855
ETIM-8.0	EC001855
customs tariff number	85444290
EAN	4048879152679
Packaging unit	1

Electrical data

Drop-out delay time max.	20 ms
--------------------------	-------

Electrical data | Supply

Operating voltage AC	24 V
Operating voltage AC min.	19.2 V
Operating voltage AC max.	28.8 V
Operating voltage DC	24 V
Operating voltage DC min.	18 V
Operating voltage DC max.	30 V
Current operating per contact max.	4 A

Cut-off peak voltage max.	55 V
Current consumption max.	15 mA
Diagnostics	
Status indication LED	yellow
Device protection Electrical	
Degree of protection (EN IEC 60529)	IP67
Additional condition protection degree	inserted, screwed
Pollution Degree	3
Additional suppressor	Z-Diode
Rated surge voltage	0.8 kV
Material group (IEC 60664-1)	I
Mechanical data Material data	
Material housing	Plastic
Color housing	Black
Locking material	Zinc die-casting
Coating locking	Nickel
Material gasket	PUR
Mechanical data Mounting data	
Mounting method	inserted, screwed
Environmental characteristics Climatic	
Operating temperature min.	-25 °C
Operating temperature max.	85 °C
Additional condition temperature range	depending on cable quality
Important installation notes	
Note on bending radius	Attention: Observe the permissible bending radii when laying cables, as the IP protection class can be endangered by excessive bending forces.
Note on strain relief	Protect the connectors by suitable measures from mechanical loads, e.g. by the usage of cable ties.
Conformity	
Product standard	EN IEC 61076-2-101 (M12), EN 175301-803
Installation Cable	
Cable identification	216
Cable Type	1
Amount stranding	1
Stranding	3 wires stranded
Cable weight	58 g/m
Material wire insulation	PVC
Amount wires	3
Outer diameter insulation	1.8 mm
Outer diameter tolerance core insulation	± 0.1 mm
Shore hardness wire insulation	43 ± 5 Shore D
Material properties wire insulation	good machinability
Ingredient freeness wire insulation	CFC-free, cadmium-free, silicone-free, lead-free
Printing color of wire insulation	white (isolation black)
Amount strands (wire)	24
Diameter of single wires	0.2 mm
Conductor crosssection (wire)	0.75 mm²
Material conductor wire	Stranded copper wire, bare
Conductor type (wire)	Strand class 5
Outer-diameter (jacket)	5.9 mm
Tolerance outer diameter (sheath)	± 5 %
Material jacket	PVC

Shore hardness jacket	80 ± 5 Shore A
Freedom from ingredients (jacket)	CFC-free, cadmium-free, silicone-free, lead-free
Material property (jacket)	good machinability
Conductor resistance (wire)	26 Ω/km @ 20 °C
Max. rated voltage (conductor - ground)	300 V
Max. rated voltage (conductor - conductor)	500 V
Withstand voltage (wire - wire)	3 kV @ 60 s
Withstand voltage (wire - jacket)	3 kV @ 60 s
Current load capacity (standard)	to DIN VDE 0298-4
Current load capacity min. wire	12 A
Min. operating temperature (static)	-30 °C
Max. operating temperature (static)	70 °C
Operating temperature min. (dynamic)	-5 °C
Operating temperature max. (dynamic)	70 °C
Oil resistance	good
Chemical resistance	good
Other resistances	good resistance to gasoline
Bending radius (fixed)	5 × Outer diameter
Bending radius (dynamic)	10 × Outer diameter