

M12 male 0° / M12 female 0° A-cod. shielded

PUR 4x0.5+2x0.25 shielded gn UL/CSA+drag ch. 4.5m

Art.No.: 7000-46041-8020450

Weight: 0.446

Country of origin: HU

Model designation: MSBL0-A-6p2_802_4.5-ZE

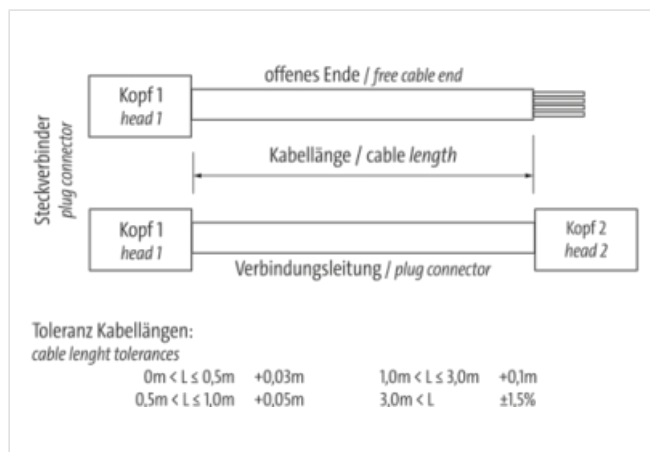
Advantages of our connectors:

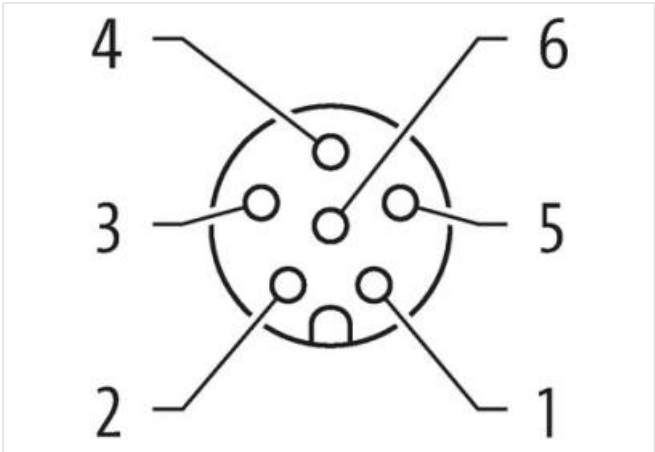
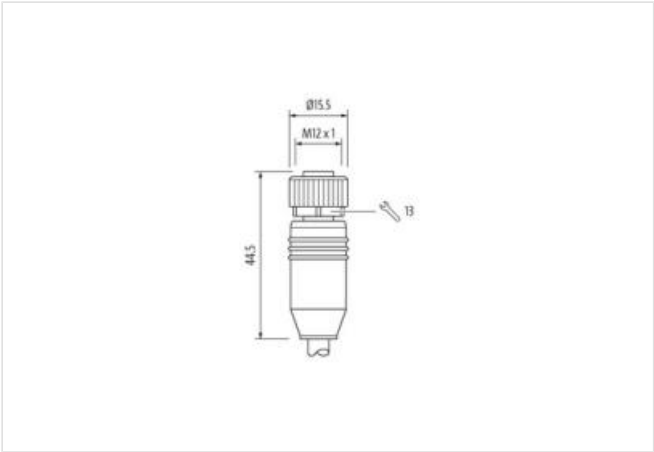
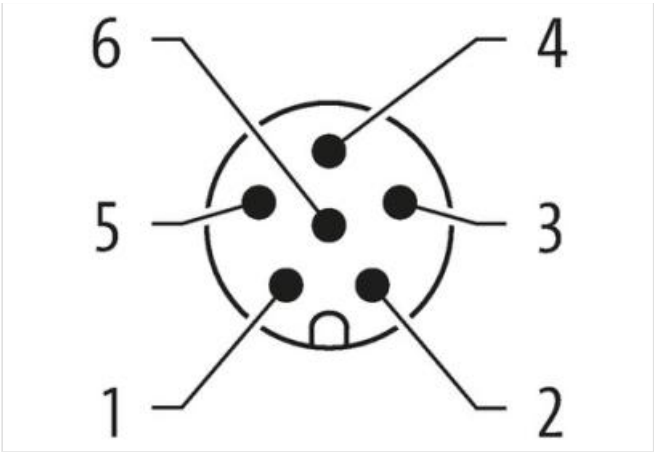
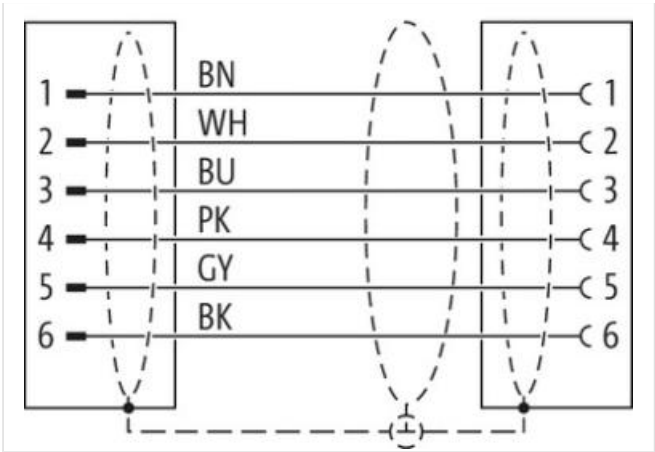
Our connectors are versatile and specially optimised for industrial environments. All connectors are 100% tested during the manufacturing process to ensure the highest quality and reliability.

The contacts are gold-plated, which ensures optimum conductivity. Thanks to the high degree of protection, the connectors are ideal for demanding industrial environments. They are also vibration-resistant - this is ensured by the union nut with vibration protection.

Our connectors are resistant to oils and cooling lubricants, but resistance to aggressive media should be tested for each specific application. Different cable lengths available [on request](#)

If you are missing technical information? Please feel free to use our [dictionary](#) to find more technical details.

Product details:
Further cable lengths on request.
Cube67
Male straight – female straight
M12 – M12, 6-pole
shielded
A-coded
Hybrid cable
Plastic housings with good resistance against chemicals and oils.
The resistance to aggressive media should be individually tested for your application. Further details on request.
[Link to Product](#)
Illustration




Product may differ from Image



| | |
|-------------------|--------|
| Cable length | 4,5 m |
| Side 1 | |
| Tightening torque | 0,6 Nm |

| | |
|--|-------------------|
| Mounting method | inserted, screwed |
| Coating contact | gold plated |
| Family construction form | M12 |
| Thread | M12 x 1 |
| Coding | A |
| Material contact | Copper alloy |
| Material | PUR |
| No. of poles | 6 |
| Width across flats | SW13 |
| Side 2 | |
| Tightening torque | 0,6 Nm |
| Mounting method | inserted, screwed |
| Coating contact | gold plated |
| Family construction form | M12 |
| Thread | M12 x 1 |
| Coding | A |
| Material contact | Copper alloy |
| Material | PUR |
| No. of poles | 6 |
| Commercial data | |
| ECLASS-6.0 | 27061801 |
| ECLASS-6.1 | 27060307 |
| ECLASS-7.0 | 27060307 |
| ECLASS-8.0 | 27060307 |
| ECLASS-9.0 | 27060307 |
| ECLASS-10.1 | 27060307 |
| ECLASS-11.1 | 27060307 |
| ECLASS-12.0 | 27060307 |
| ETIM-5.0 | EC001855 |
| customs tariff number | 85444290 |
| customs tariff number | 85444290 |
| GTIN | 4048879140423 |
| GTIN | 4048879140423 |
| Packaging unit | 1 |
| Packaging unit | 1 |
| Electrical data Supply | |
| Operating voltage AC max. | 30 V |
| Operating voltage DC max. | 30 V |
| Operating voltage AC (UL-listed) | 30 V |
| Operating voltage DC (UL-listed) | 30 V |
| Current operating per contact max. | 4 A |
| Diagnostics | |
| Status indication LED | no |
| Device protection Electrical | |
| Degree of protection (EN IEC 60529) | IP65, IP67 |
| Additional condition protection degree | inserted, screwed |
| Pollution Degree | 3 |
| Rated surge voltage | 0,8 kV |
| Material group (IEC 60664-1) | I |
| Mechanical data Material data | |
| Coating locking | Nickeled |

| | |
|---|--|
| Material gasket | FKM |
| Locking material | Zinc die-casting |
| Mechanical data Mounting data | |
| Mounting method | inserted, screwed, Shaking protection |
| Environmental characteristics Climatic | |
| Operating temperature min. | -25 °C |
| Operating temperature max. | 85 °C |
| Additional condition temperature range | depending on cable quality |
| Important installation notes | |
| Note on strain relief | Protect the connectors by suitable measures from mechanical loads, e.g. by the usage of cable ties. |
| Note on bending radius | Attention: Observe the permissible bending radii when laying cables, as the IP protection class can be endangered by excessive bending forces. |
| Installation Cable | |
| wire arrangement | (gray, pink), blue, white, brown, black |
| Cable identification | 802 |
| Function cable | Hybrid, Signal, Data |
| Jacket Color | green |
| Type of Certificate | cURus |
| Amount stranding | 1 |
| Stranding | 2 wires twisted |
| Amount stranding (type 2) | 1 |
| Stranding (type 2) | 4 wires with Stranding combination with 3 Filler twisted |
| Cable shielding (type) | copper braid, tinned |
| Cable shielding (coverage) | 80 % |
| Banding | Fleece |
| Filler | yes |
| wire arrangement | (gray, pink), blue, white, brown, black |
| Cable weight | 77 g/m |
| Material jacket | PUR |
| Freedom from ingredients (jacket) | lead-free, CFC-free, halogen-free |
| Outer-diameter (jacket) | 6,6 mm |
| Tolerance outer diameter (sheath) | ± 5 % |
| Material wire insulation | PP |
| Amount wires | 4 |
| Outer diameter insulation | 1,4 mm |
| Outer diameter tolerance core insulation | ± 5 % |
| Ingredient freeness wire insulation | lead-free, cadmium-free, CFC-free, halogen-free, silicone-free |
| Amount strands (wire) | 64 |
| Diameter of single wires | 0,1 mm |
| Conductor crosssection (wire) | 0,5 mm ² |
| Material conductor wire | Stranded copper wire, bare |
| Conductor type (wire) | strand class 6 |
| Material wire insulation (Data) | PP |
| Outer diameter wire insulation (Data) | 1,1 mm |
| Tolerance outer diameter wire insulation (data) | ± 5 % |
| Ingredient freeness wire insulation (Data) | lead-free, cadmium-free, CFC-free, halogen-free, silicone-free |
| Amount wires (Data) | 2 |
| Amount strands wire (Data) | 32 |
| Diameter of single wires (Data) | 0,1 mm |
| Conductor crosssection wire (Data) | 0,25 mm ² |
| Material conductor wire (Data) | Stranded copper wire, bare |
| Wire conductor type (Data) | strand class 6 |

| | |
|---|--|
| Nominal voltage AC max. | 300 V |
| Current load capacity (standard) | to DIN VDE 0298-4 |
| Current load capacity min. wire | 6,3 A |
| Current load capacity min. Wire (Data) | 3,2 A |
| Electrical resistance line constant wire | 39 Ω /km @ 20 °C |
| Electrical resistance coating wire (Data) | 79 Ω /km @ 20 °C |
| AC withstand voltage (wire - wire) | 1,5 kV @ 60 s |
| Electric inductivity line constant | 0,65 mH/km |
| Electrical capacity line constant (wire - wire) | 63000 pF/km |
| Power frequency withstand voltage (wire - jacket) | 1,5 kV @ 60 s |
| AC withstand voltage (wire - shield) | 1,2 kV @ 60 s |
| Isolation resistance | 2000 M Ω x km |
| Min. operating temperature (static) | -50 °C |
| Max. operating temperature (fixed) | 90 °C |
| Operating temperature min. (dynamic) | -30 °C |
| Operating temperature max. (dynamic) | 70 °C |
| Flame resistance | IEC 60332-2-2 UL 1581 § 1100 FT2 UL 1581 § 1090 |
| chemical resistance | Good, application-related testing |
| Gasoline resistance | Good, application-related testing |
| Oil resistance | DIN EN 60811-404 Good, application-related testing |
| Bending radius (fixed) | 5 x Outer diameter |
| Bending radius (dynamic) | 10 x Outer diameter |
| No. of bending cycles (C-track) | 5 Mio. @ 25 °C |
| Traversing distance (C-track) | 10 m @ 25 °C |
| Travel speed (C-track) | 2 m/s @ 25 °C |
| Torsion stress | \pm 180 °/m |