

MSUD double valve A-18mm with cable

PVC 4x0.75 gy 10m

Art.No.: 7000-58021-2171000

Weight: 0.629 kg

Country of origin: CZ

Model designation: MSKL3-216_150-KL3-217_10.0

Form A (18 mm)

24 V AC $\pm 20\%$ / DC $\pm 25\%$

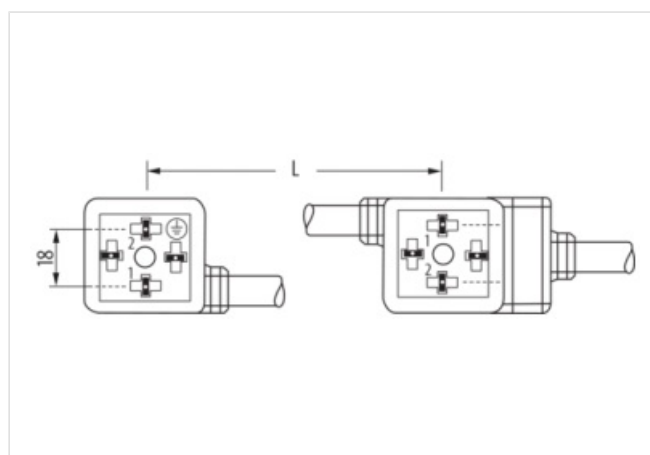
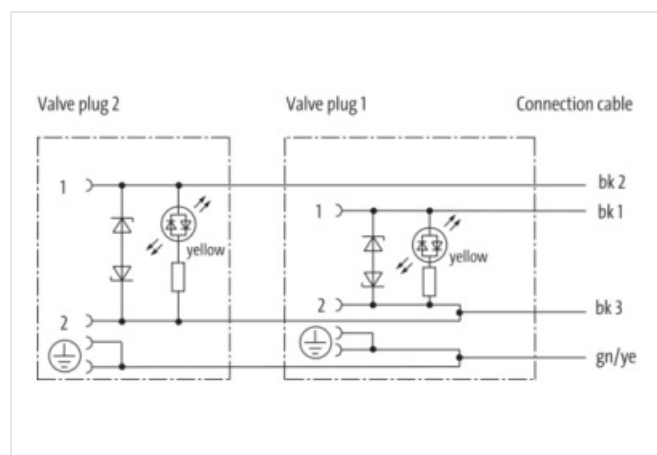
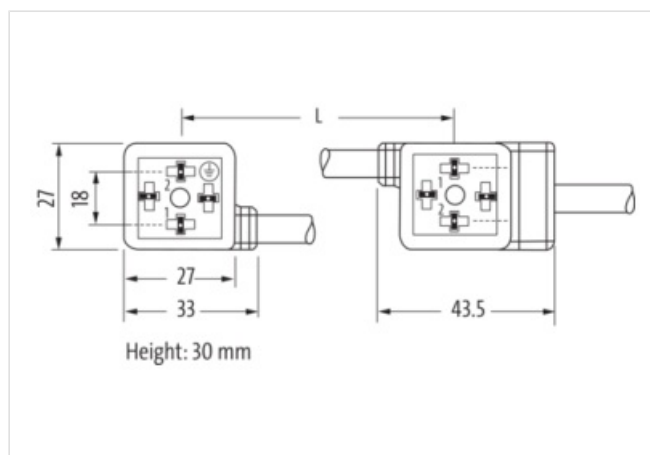
LED and suppression

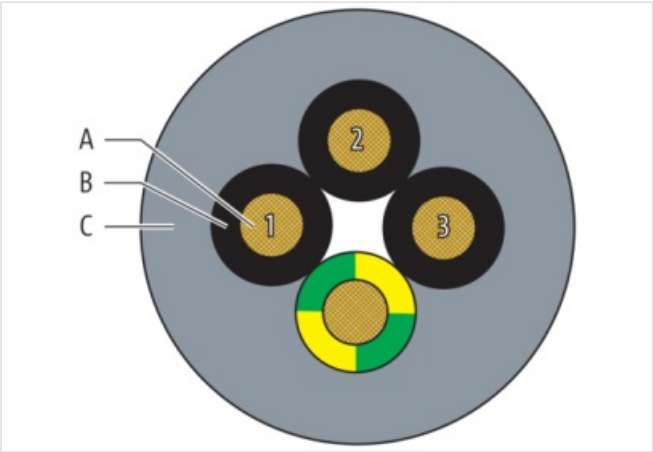
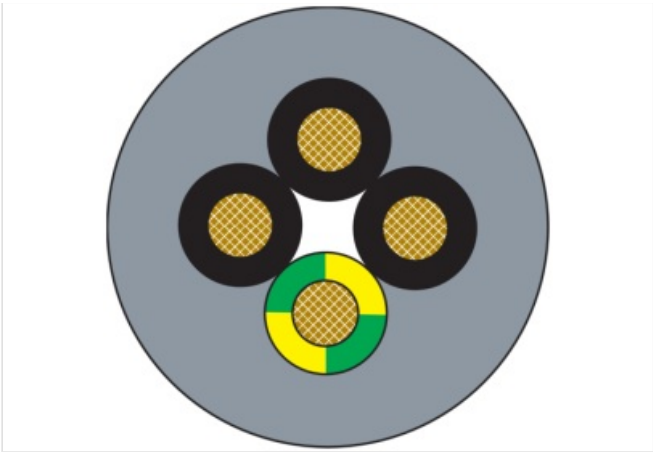
Connection cable L = 150 mm

Further cable lengths on request.

Plastic housings with good resistance against chemicals and oils.

The resistance to aggressive media should be individually tested for your application. Further details on request.

[Link to Product](#)**Illustration**



Product may differ from Image



Header	
Material short text	MSKL3-216_150-KL3-217_10.0
Cable length	10,00 m
Side 1	
Threaded hole	M3x31
Tightening torque	0,4 Nm
Side 2	
Threaded hole	M3x31
Tightening torque	0,4 Nm
Commercial data	
URL Webshop	https://shop.murrelektronik.com/7000-58021-2171000
GTIN	4048879137539
ECLASS-6.0	27279218
ECLASS-6.1	27279218
ECLASS-7.0	27279218
ECLASS-7.1	27279218
ECLASS-8.0	27279218

ECLASS-8.1	27279218
ECLASS-9.0	27060312
ECLASS-9.1	27060312
ECLASS-10.0.1	27060312
ECLASS-10.1	27060312
ECLASS-11.0	27060312
ECLASS-11.1	27060312
ECLASS-12.0	27060312
ECLASS-13.0	27060312
ECLASS-14.0	27060312
ETIM-5.0	EC001855
ETIM-6.0	EC001855
ETIM-7.0	EC001855
ETIM-8.0	EC001855
customs tariff number	85444290
EAN	4048879137539
Packaging unit	1

Electrical data

Drop-out delay time max.	20 ms
--------------------------	-------

Electrical data | Supply

Operating voltage AC	24 V
Operating voltage AC min.	19,2 V
Operating voltage AC max.	28,8 V
Operating voltage DC	24 V
Operating voltage DC min.	18 V
Operating voltage DC max.	30 V
Current operating per contact max.	4 A
Cut-off peak voltage max.	55 V

Device protection | Electrical

Degree of protection (EN IEC 60529)	IP67
Additional condition protection degree	inserted, screwed
Rated surge voltage	0,8 kV

Mechanical data | Material data

Material housing	Plastic
Color housing	black

Mechanical data | Mounting data

Mounting method	inserted, screwed
-----------------	-------------------

Environmental characteristics | Climatic

Operating temperature min.	-25 °C
Operating temperature max.	85 °C
Additional condition temperature range	depending on cable quality

Important installation notes

Note on bending radius	Attention: Observe the permissible bending radii when laying cables, as the IP protection class can be endangered by excessive bending forces.
Note on strain relief	Protect the connectors by suitable measures from mechanical loads, e.g. by the usage of cable ties.

Installation | Cable

Cable identification	217
Cable Type	1
Amount stranding	1
Stranding	4 wires stranded
Cable weighth	69 g/m

Material wire insulation	PVC
Amount wires	4
Outer diameter insulation	1,8 mm
Outer diameter tolerance core insulation	± 0,1 mm
Shore hardness wire insulation	43 ± 5 Shore D
Material properties wire insulation	good machinability
Ingredient freeness wire insulation	CFC-free, cadmium-free, silicone-free, lead-free
Printing color of wire insulation	white (isolation black)
Amount strands (wire)	24
Diameter of single wires	0,2 mm
Conductor crosssection (wire)	0,75 mm²
Material conductor wire	Stranded copper wire, bare
Conductor type (wire)	Strand class 5
Outer-diameter (jacket)	6,5 mm
Tolerance outer diameter (sheath)	± 5 %
Material jacket	PVC
Shore hardness jacket	80 ± 5 Shore A
Freedom from ingredients (jacket)	CFC-free, cadmium-free, silicone-free, lead-free
Material property (jacket)	good machinability
Conductor resistance (wire)	26 Ω/km @ 20 °C
Max. rated voltage (conductor - ground)	300 V
Max. rated voltage (conductor - conductor)	500 V
Withstand voltage (wire - wire)	3 kV @ 60 s
Withstand voltage (wire - jacket)	3 kV @ 60 s
Current load capacity (standard)	to DIN VDE 0298-4
Current load capacity max. (wire)	9,6 A
Operating temperature min. (static)	-30 °C
Operating temperature max. (static)	70 °C
Operating temperature min. (dynamic)	-5 °C
Operating temperature max. (dynamic)	70 °C
Oil resistance	good
Chemical resistance	good
Other resistances	good resistance to gasoline
Bending radius (fixed)	5 × Outer diameter
Bending radius (dynamic)	10 × Outer diameter