

### MSUD double valve A-18mm with cable

PUR 4x0.75 ye UL/CSA+drag ch. 10m

Art.No.: 7000-58041-0371000

Weight: 0.775 kg

Country of origin: CZ

Model designation: MSKL3-036\_200-KL3-037\_10.0

Form A (18 mm)

24 V AC  $\pm 20\%$  / DC  $\pm 25\%$

LED and suppression

Connection cable L = 200 mm

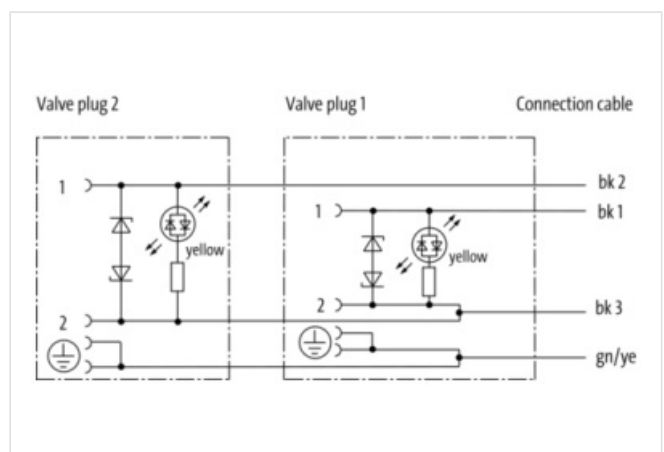

Further cable lengths on request.

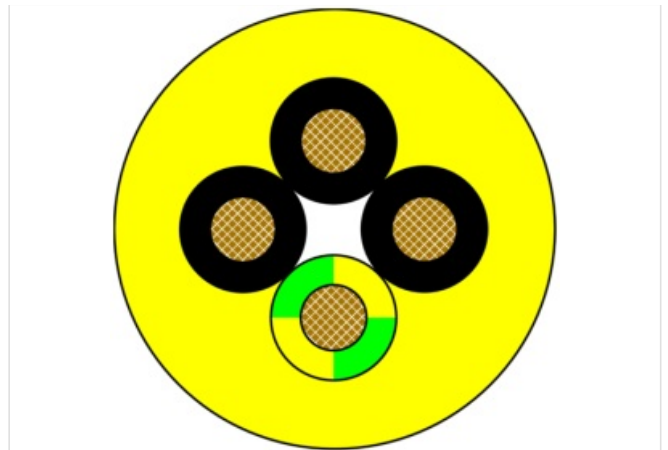
Plastic housings with good resistance against chemicals and oils.

The resistance to aggressive media should be individually tested for your application. Further details on request.

### Link to Product

#### Illustration





Product may differ from Image



Cable length 10,00 m

**Side 1**

Threaded hole M3x31  
Tightening torque 0,4 Nm

**Side 2**

Threaded hole M3x31  
Tightening torque 0,4 Nm

**Commercial data**

URL Webshop	<a href="https://shop.murrelektronik.com/7000-58041-0371000">https://shop.murrelektronik.com/7000-58041-0371000</a>
GTIN	4048879137089
Customs tariff number	85444290
ECLASS-6.0	27279218
ECLASS-6.1	27279218
ECLASS-7.0	27279218
ECLASS-7.1	27279218
ECLASS-8.0	27279218
ECLASS-8.1	27279218
ECLASS-9.0	27060312
ECLASS-9.1	27060312
ECLASS-10.0.1	27060312
ECLASS-10.1	27060312
ECLASS-11.0	27060312
ECLASS-11.1	27060312
ECLASS-12.0	27060312
ECLASS-13.0	27060312
ECLASS-14.0	27060312
ETIM-5.0	EC001855
ETIM-6.0	EC001855
ETIM-7.0	EC001855
ETIM-8.0	EC001855
customs tariff number	85444290
EAN	4048879137089

Packaging unit 1

**Electrical data**

Drop-out delay time max. 20 ms

**Electrical data | Supply**

Operating voltage AC 24 V

Operating voltage AC min. 19,2 V

Operating voltage AC max. 28,8 V

Operating voltage DC 24 V

Operating voltage DC min. 18 V

Operating voltage DC max. 30 V

Current operating per contact max. 4 A

Cut-off peak voltage max. 55 V

**Device protection | Electrical**

Degree of protection (EN IEC 60529) IP67

Additional condition protection degree inserted, screwed

Rated surge voltage 0,8 kV

**Mechanical data | Material data**

housing Plastic

Color housing black

**Mechanical data | Mounting data**

Mounting method inserted, screwed

**Environmental characteristics | Climatic**

Operating temperature min. -25 °C

Operating temperature max. 85 °C

Additional condition temperature range depending on cable quality

**Important installation notes**

Note on bending radius **Attention:** Observe the permissible bending radii when laying cables, as the IP protection class can be endangered by excessive bending forces.

Note on strain relief Protect the connectors by suitable measures from mechanical loads, e.g. by the usage of cable ties.

**Installation | Cable**

Cable identification 037

Cable Type 3

Cable weight 63 g/m

UL AWM Style 20549 / 10493

Stranding 1 × 4 wires stranded

Wire arrangement BK 1, BK 2, BK 3, GNYE

Material wire insulation PP

Amount wires 4

Outer diameter insulation 1.85 mm ± 0.1 mm

Conductor crosssection (wire) 0,75 mm<sup>2</sup>

Material conductor wire Stranded copper wire, bare

Core construction (wire) 42 × 0.15 mm

Ingredient freeness wire insulation lead-free, cadmium-free, CFC-free, halogen-free, silicone-free

Material jacket PUR

Outer-diameter (jacket) 6.5 mm ± 5 %

Jacket Color yellow / RAL 1021

Freedom from ingredients (jacket) lead-free, cadmium-free, CFC-free, halogen-free, silicone-free

Material property (jacket) abrasion-resistant, low adhesion, good machinability, matte

Conductor resistance (wire) 26 Ω/km @ 20 °C

Nominal voltage max. 300 V

Withstand voltage (wire - wire) 2.5 kV @ 60 s

Withstand voltage (wire - jacket)	2.5 kV @ 60 s
Current load capacity max. (wire)	9,6 A
Current load capacity (standard)	to DIN VDE 0298-4
Operating temperature (static)	-40 °C ... 80 °C / 90 °C @ 10000 h Operation
Operating temperature (dynamic)	-25 °C ... 80 °C / 90 °C @ 10000 h Operation
Operating temperature (drag chain)	-25 °C ... 80 °C / 90 °C @ 10000 h Operation
Flame resistance	UL 1581 § 1090, CSA FT2, IEC 60332-2-2
Oil resistance	IEC 60811-404
Chemical resistance	good
Other resistances	good resistance to gasoline, resistant to hydrolysis, resistant to microbes
Notes	application-related testing
Bending radius (fixed)	5 × Outer diameter
Bending radius (dynamic)	10 × Outer diameter
No. of bending cycles (C-track)	10 Mio. @ 25 °C
Traversing distance (C-track)	10 m @ 25 °C   horizontal
Travel speed (C-track)	3 m/s @ 25 °C
Acceleration (C-track)	10 m/s <sup>2</sup> @ 25 °C
No. of torsion cycles	2 Mio.
Torsion stress	± 180 °/m
Torsion speed	35 cycles/min