

MSUD valve plug C-8mm with cable

PVC 3x0.75 gy 5m

Art.No.: 7000-80021-2160500

Weight: 0.296 kg

Country of origin: CZ

Model designation: MSUDS-CB1Z-216_5.0

MSUD

Form C (8 mm)

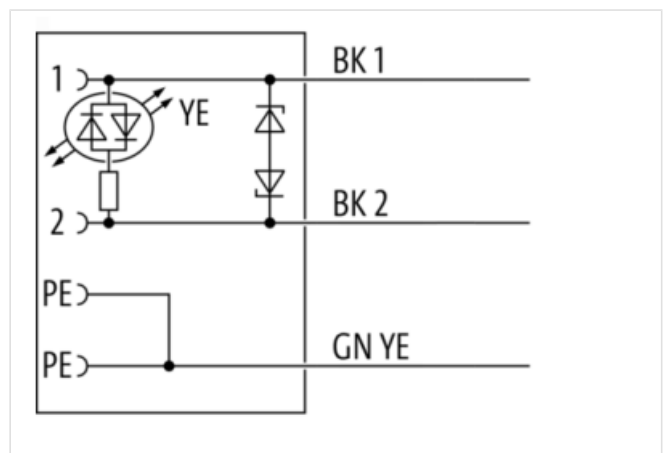
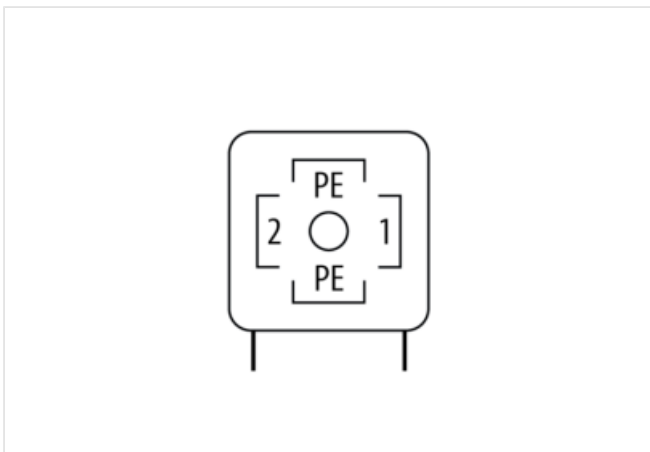
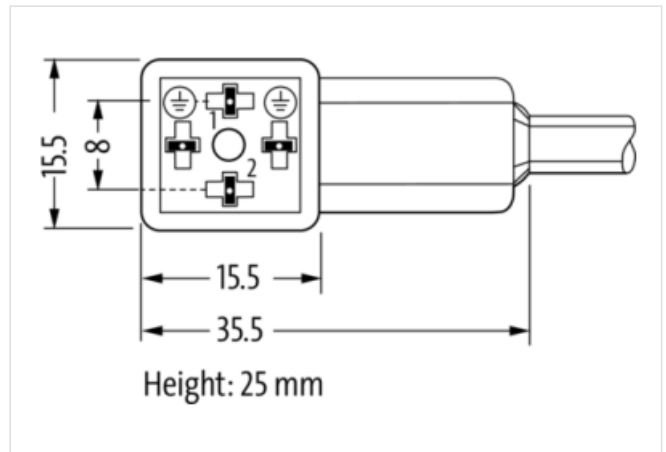
24 V AC $\pm 20\%$ / DC $\pm 25\%$

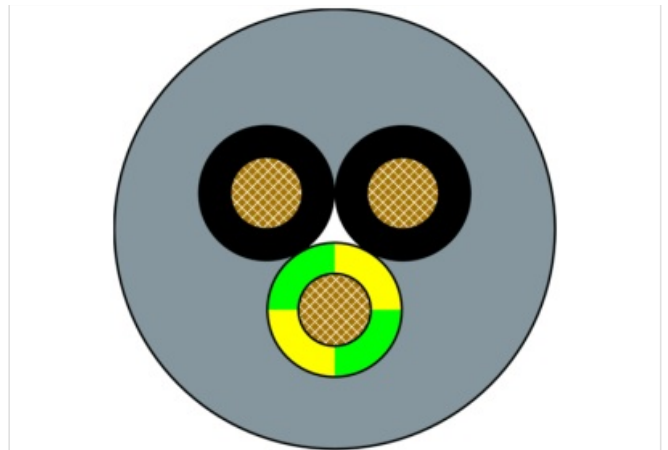
LED and suppression

Further cable lengths on request.

Plastic housings with good resistance against chemicals and oils.

The resistance to aggressive media should be individually tested for your application. Further details on request.

[Link to Product](#)**Illustration**



Product may differ from Image



Cable length 5,00 m

Side 1

Family construction form	Valve connector form C
No. of poles	4
Gender	male
Mounting method	pluggable, screwed
Threaded hole	M2.5
Tightening torque	0,4 Nm
Material	PBT
Degree of protection (EN IEC 60529)	IP67

Commercial data

URL Webshop	https://shop.murrelektronik.com/7000-80021-2160500
GTIN	4048879133869
Customs tariff number	85444290
ECLASS-6.0	27279218
ECLASS-6.1	27279218
ECLASS-7.0	27279218
ECLASS-7.1	27279218
ECLASS-8.0	27279218
ECLASS-8.1	27279218
ECLASS-9.0	27060312
ECLASS-9.1	27060312
ECLASS-10.0.1	27060312
ECLASS-10.1	27060312
ECLASS-11.0	27060312
ECLASS-11.1	27060312
ECLASS-12.0	27060312
ECLASS-13.0	27060312
ECLASS-14.0	27060312
ETIM-5.0	EC001855
ETIM-6.0	EC001855
ETIM-7.0	EC001855

ETIM-8.0	EC001855
customs tariff number	85444290
EAN	4048879133869
Packaging unit	1

Electrical data

Drop-out delay time max.	20 ms
--------------------------	-------

Electrical data | Supply

Operating voltage AC	24 V
Operating voltage AC min.	19,2 V
Operating voltage AC max.	28,8 V
Operating voltage DC	24 V
Operating voltage DC min.	18 V
Operating voltage DC max.	30 V
Current operating per contact max.	4 A
Cut-off peak voltage max.	55 V

Device protection | Electrical

Degree of protection (EN IEC 60529)	IP67
Additional condition protection degree	inserted, screwed
Pollution Degree	3
Additional suppressor	LED, Z-Diode
Rated surge voltage	0,8 kV
Material group (IEC 60664-1)	I

Mechanical data | Material data

housing	Plastic
Color housing	black

Mechanical data | Mounting data

Mounting method	inserted, screwed
-----------------	-------------------

Environmental characteristics | Climatic

Operating temperature min.	-25 °C
Operating temperature max.	85 °C
Additional condition temperature range	depending on cable quality

Important installation notes

Note on bending radius	Attention: Observe the permissible bending radii when laying cables, as the IP protection class can be endangered by excessive bending forces.
Note on strain relief	Protect the connectors by suitable measures from mechanical loads, e.g. by the usage of cable ties.

Installation | Cable

Cable identification	216
Cable Type	1
Cable weight	58 g/m
Stranding	1 × 3 wires stranded
Wire arrangement	BK 1, BK 2, GNYE
Material wire insulation	PVC
Amount wires	3
Outer diameter insulation	1.8 mm ± 0.1 mm
Conductor crosssection (wire)	0,75 mm ²
Material conductor wire	Stranded copper wire, bare
Core construction (wire)	24 × 0.2 mm
Material properties wire insulation	good machinability
Ingredient freeness wire insulation	lead-free, cadmium-free, CFC-free, silicone-free
Material jacket	PVC
Outer-diameter (jacket)	5.9 mm ± 5 %

Jacket Color	gray / RAL 7040
Freedom from ingredients (jacket)	lead-free, cadmium-free, CFC-free, silicone-free
Material property (jacket)	good machinability
Conductor resistance (wire)	26 Ω /km @ 20 °C
Max. rated voltage (conductor - ground)	300 V
Max. rated voltage (conductor - conductor)	500 V
Withstand voltage (wire - wire)	3 kV @ 60 s
Withstand voltage (wire - jacket)	3 kV @ 60 s
Current load capacity max. (wire)	12 A
Current load capacity (standard)	to DIN VDE 0298-4
Operating temperature (static)	-30 °C ... 70 °C
Operating temperature (dynamic)	-5 °C ... 70 °C
Oil resistance	good
Chemical resistance	good
Other resistances	good resistance to gasoline
Notes	application-related testing
Bending radius (fixed)	5 × Outer diameter
Bending radius (dynamic)	10 × Outer diameter