

MSUD valve plug CI-9.4mm with cable

PVC 3x0.75 bk 5m

Art.No.: 7000-94021-6160500

Weight: 0.291 kg

Country of origin: CZ

Model designation: MSUDS-QB1Z-616_5.0

MSUD

Form CI (9.4 mm)

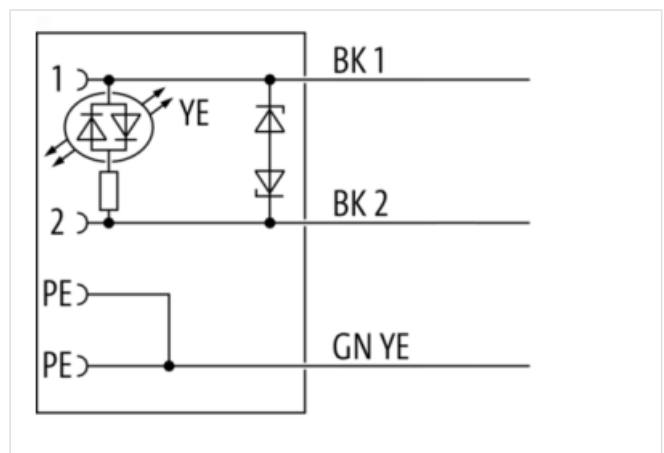
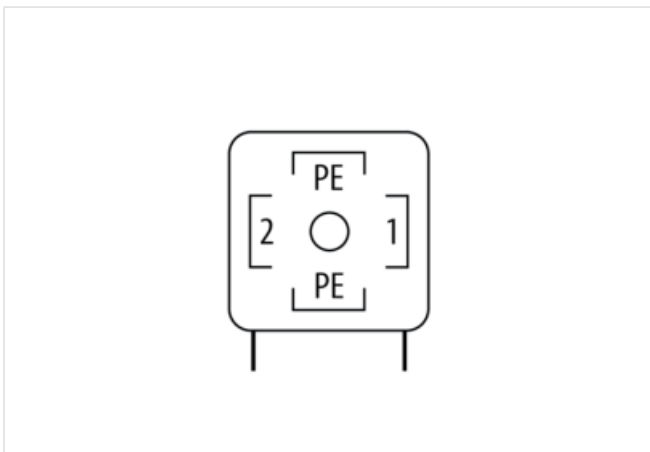
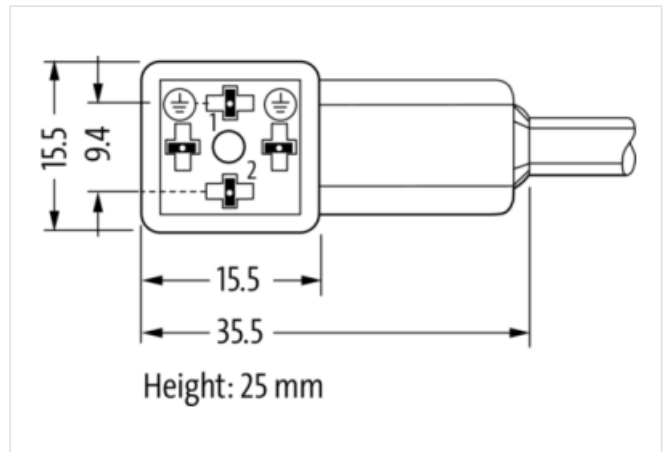
24 V AC/DC $\pm 25\%$

LED and suppression

Further cable lengths on request.

Plastic housings with good resistance against chemicals and oils.

The resistance to aggressive media should be individually tested for your application. Further details on request.

[Link to Product](#)**Illustration**



Product may differ from Image



Cable length 5,00 m

Side 1

Family construction form	Valve connector form CI
No. of poles	4
Mounting method	inserted, screwed
Threaded hole	M3x31
Tightening torque	0,4 Nm
Material	PBT
Degree of protection (EN IEC 60529)	IP67

Commercial data

URL Webshop	https://shop.murrelektronik.com/7000-94021-6160500
GTIN	4048879115155
Customs tariff number	85444290
ECLASS-6.0	27279218
ECLASS-6.1	27279218
ECLASS-7.0	27279218
ECLASS-7.1	27279218
ECLASS-8.0	27279218
ECLASS-8.1	27279218
ECLASS-9.0	27060312
ECLASS-9.1	27060312
ECLASS-10.0.1	27060312
ECLASS-10.1	27060312
ECLASS-11.0	27060312
ECLASS-11.1	27060312
ECLASS-12.0	27060312
ECLASS-13.0	27060312
ECLASS-14.0	27060312
ETIM-5.0	EC001855
ETIM-6.0	EC001855
ETIM-7.0	EC001855
ETIM-8.0	EC001855
customs tariff number	85444290

The information in this Product-PDF has been compiled with the utmost care. Liability for the correctness completeness and topicality of the information is restricted to gross negligence. Version: 2026-05-06

EAN	4048879115155
Packaging unit	1
Electrical data	
Drop-out delay time max.	20 ms
Electrical data Supply	
Operating voltage AC	24 V
Operating voltage AC min.	19,2 V
Operating voltage AC max.	28,8 V
Operating voltage DC	24 V
Operating voltage DC min.	18 V
Operating voltage DC max.	30 V
Current operating per contact max.	4 A
Cut-off peak voltage max.	55 V
Device protection Electrical	
Degree of protection (EN IEC 60529)	IP67
Additional condition protection degree	inserted, screwed
Pollution Degree	3
Additional suppressor	LED, Z-Diode
Rated surge voltage	0,8 kV
Material group (IEC 60664-1)	I
Mechanical data Material data	
housing	Plastic
Color housing	black
Mechanical data Mounting data	
Mounting method	inserted, screwed
Environmental characteristics Climatic	
Operating temperature min.	-25 °C
Operating temperature max.	85 °C
Additional condition temperature range	depending on cable quality
Important installation notes	
Note on bending radius	Attention: Observe the permissible bending radii when laying cables, as the IP protection class can be endangered by excessive bending forces.
Note on strain relief	Protect the connectors by suitable measures from mechanical loads, e.g. by the usage of cable ties.
Installation Cable	
Cable identification	616
Cable Type	1
Cable weight	56 g/m
Stranding	1 × 3 wires stranded
Wire arrangement	BK 1, BK 2, GNYE
Material wire insulation	PVC
Amount wires	3
Outer diameter insulation	1.8 mm ± 0.1 mm
Conductor crosssection (wire)	0,75 mm ²
Material conductor wire	Stranded copper wire, bare
Core construction (wire)	24 × 0.2 mm
Material properties wire insulation	good machinability
Ingredient freeness wire insulation	lead-free, cadmium-free, CFC-free, silicone-free
Material jacket	PVC
Outer-diameter (jacket)	5.9 mm ± 5 %
Jacket Color	black / RAL 9005
Freedom from ingredients (jacket)	lead-free, cadmium-free, CFC-free, silicone-free

Material property (jacket)	good machinability
Conductor resistance (wire)	26 Ω /km @ 20 °C
Max. rated voltage (conductor - ground)	300 V
Max. rated voltage (conductor - conductor)	500 V
Withstand voltage (wire - wire)	3 kV @ 60 s
Withstand voltage (wire - jacket)	3 kV @ 60 s
Current load capacity max. (wire)	12 A
Current load capacity (standard)	to DIN VDE 0298-4
Operating temperature (static)	-30 °C ... 70 °C
Operating temperature (dynamic)	-5 °C ... 70 °C
Oil resistance	good
Chemical resistance	good
Other resistances	good resistance to gasoline
Notes	application-related testing
Bending radius (fixed)	5 × Outer diameter
Bending radius (dynamic)	10 × Outer diameter