

M12 male 0° / M12 female 0° A-cod. F&B Pro

TPE-S 0.5+0.25 shielded bu UL robot+drag ch. 3m

Art.No.: 7024-46041-5230300

Weight: 0.269 kg

Country of origin: DE

Model designation: MSBL0-A-6p2_523_3.0-ZE-S24

Advantages of our connectors:

Our connectors are versatile and specially optimised for industrial environments. All connectors are 100% tested during the manufacturing process to ensure the highest quality and reliability.

The contacts are gold-plated, which ensures optimum conductivity. Thanks to the high degree of protection, the connectors are ideal for demanding industrial environments. They are also vibration-resistant - this is ensured by the union nut with vibration protection.

Our connectors are resistant to oils and cooling lubricants, but resistance to aggressive media should be tested for each specific application. Different cable lengths available [on request](#)

If you are missing technical information? Please feel free to use our [dictionary](#) to find more technical details.

Product details:

Plug Connectors for Food & Beverage

Male straight – female straight

M12 F&B Pro

6-pole

Stainless steel 1.4404 (V4A)

without cable sleeves

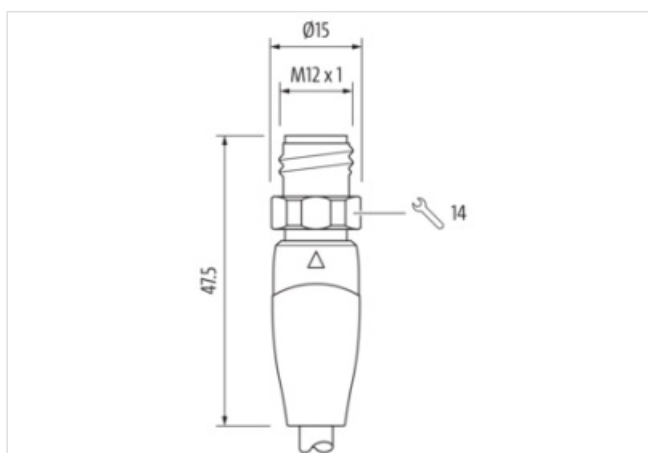

IP69K

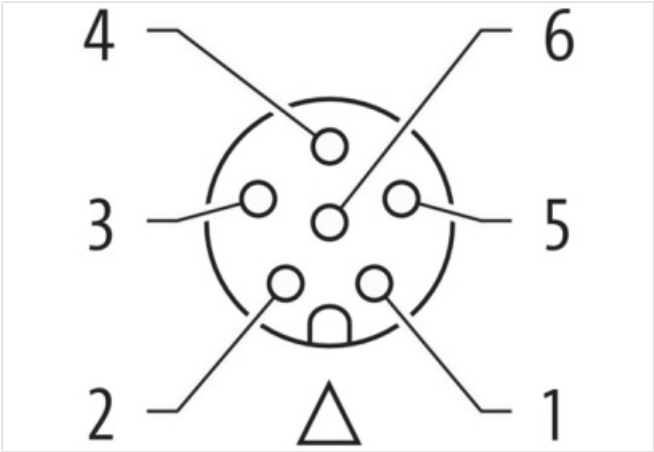
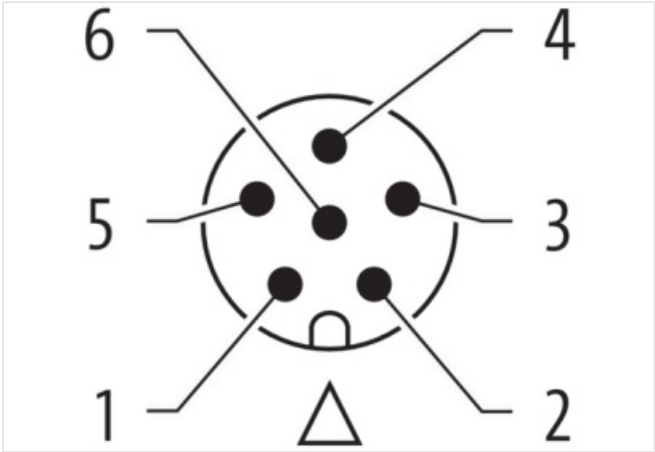
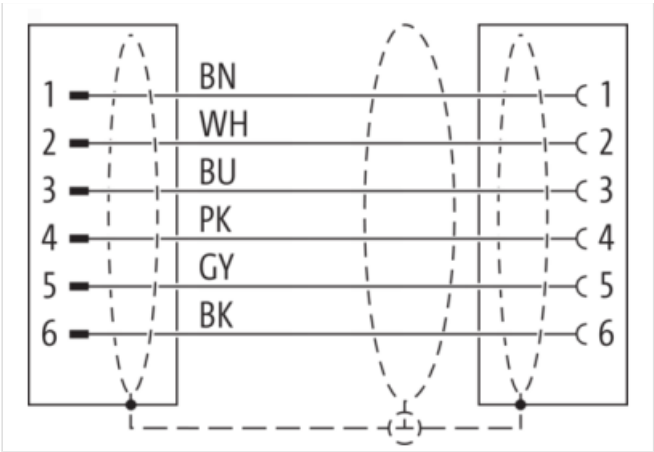
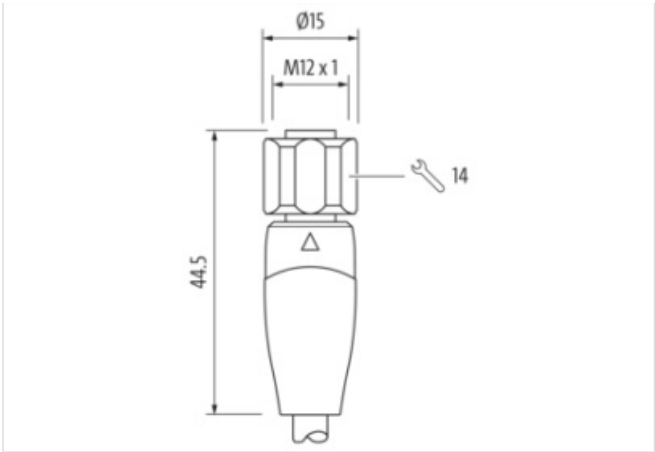
Cube67

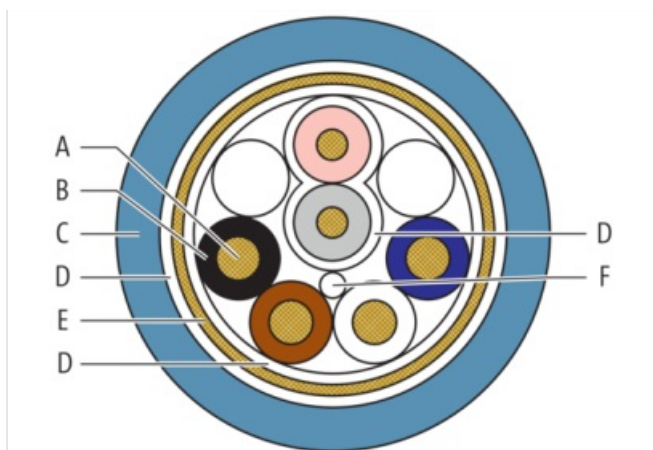
Plastic housings with good resistance against chemicals and oils.

The resistance to aggressive media should be individually tested for your application. Further details on request.

Further cable lengths on request.

Link to Product
Illustration






Product may differ from Image

**Header**

Cable length 3,00 m

Side 1

Family construction form	M12
No. of poles	6
Coding	A
Gender	male
Mounting method	inserted, screwed
Threaded hole	M12 x 1
Tightening torque	0,6 Nm
Width across flats	SW14
Cable outlet	straight
Material contact	Copper alloy
Coating contact	gold plated
Degree of protection (EN IEC 60529)	IP69K, IP68, IP65

Side 2

Family construction form	M12
No. of poles	6
Coding	A
Gender	female
Mounting method	inserted, screwed
Threaded hole	M12 x 1
Tightening torque	0,6 Nm
Width across flats	SW14
Cable outlet	straight
Material contact	Copper alloy
Coating contact	gold plated
Degree of protection (EN IEC 60529)	IP69K, IP68, IP65

Commercial data

URL Webshop	https://shop.murrelektronik.com/7024-46041-5230300
customs tariff number	85444290
EAN	4048879791861

Packaging unit 1

Electrical data | Supply

Operating voltage AC max.	30 V
Operating voltage DC max.	30 V
Current operating per contact max.	4 A

Diagnostics

Status indication LED	No
-----------------------	----

Device protection | Electrical

Additional condition protection degree	inserted, screwed
Pollution Degree	3
Rated surge voltage	0,8 kV
Material group (IEC 60664-1)	I

Mechanical data

Contour for corrugated hose	without
-----------------------------	---------

Mechanical data | Material data

Material housing	PP
Material contact carrier	PP
Color contact carrier	ice blue
Locking material	Stainless steel 1.4404 (V4A)
Material gasket	EPDM

Mechanical data | Mounting data

Mounting method	inserted, screwed, Shaking protection
-----------------	---------------------------------------

Environmental characteristics | Climatic

Operating temperature min.	-30 °C
Operating temperature max.	105 °C
Additional condition temperature range	depending on cable quality

Important installation notes

Note on bending radius	Attention: Observe the permissible bending radii when laying cables, as the IP protection class can be endangered by excessive bending forces.
Note on strain relief	Protect the connectors by suitable measures from mechanical loads, e.g. by the usage of cable ties.

Conformity

Product standard	EN IEC 61076-2-101 (M12), FDA conform
------------------	---------------------------------------

Installation | Cable

Cable identification	523
Function cable	Hybrid, Signal, Data
Amount stranding	1
Stranding	Wires
Stranding (type 2)	Wires
Cable shielding (type)	copper braid, tinned
Cable shielding (coverage)	80 %
Banding	Fleece
Filler	Yes
Wire arrangement	gray, pink, (blue, white, brown, black)
Cable weight	75 g/m
Material wire insulation	PP
Amount wires	4
Outer diameter insulation	1,5 mm
Outer diameter tolerance core insulation	± 0,05 mm
Shore hardness wire insulation	62 ± 1 Shore D
Ingredient freeness wire insulation	lead-free, CFC-free, halogen-free
Amount strands (wire)	28

Diameter of single wires	0,15 mm
Conductor crosssection (wire)	0,5 mm ²
Material conductor wire	Stranded copper wire, bare
Conductor type (wire)	strand class 6
Material wire insulation (type 2)	PP
Outer diameter wire insulation (type 2)	1,35 mm
Tolerance outer diameter wire insulation (type 2)	± 0,05 mm
Shore hardness wire insulation (type 2)	62 ± 1 Shore D
Ingredient freeness wire insulation (type 2)	lead-free, CFC-free, halogen-free
Amount wires (type 2)	2
Amount strands wire (type 2)	32
Diameter of single wires (type 2)	0,1 mm
Conductor crosssection wire (type 2)	0,25 mm ²
Material conductor wire (type 2)	Stranded copper wire, bare
Wire conductor type (type 2)	strand class 6
Outer-diameter (jacket)	7,9 mm
Tolerance outer diameter (sheath)	± 5 %
Material jacket	TPE-S
Shore hardness jacket	47 ± 5 Shore D
Freedom from ingredients (jacket)	lead-free, CFC-free, halogen-free
Conductor resistance (wire)	39 Ω/km @ 20 °C
Conductor resistance (wire type 2)	78 Ω/km @ 20 °C
Electric inductivity line constant	0,58 pF/km
Electrical capacity line constant (wire - wire)	55 pF/km
Electrical capacity line constant (wire - shield)	105 pF/km
Nominal voltage max.	300 V
Withstand voltage (wire - wire)	3 kV @ 60 s
Withstand voltage (wire - jacket)	3 kV @ 60 s
Withstand voltage (wire - shield)	3 kV @ 60 s
Current load capacity (standard)	to DIN VDE 0298-4
Current load capacity max. (wire)	7,2 A
Current load capacity max. Wire (type 2)	4,5 A
Characteristic impedance	102 Ω
Operating temperature min. (static)	-40 °C
Operating temperature max. (static)	105 °C
Operating temperature min. (dynamic)	-25 °C
Operating temperature max. (dynamic)	105 °C
Operating temperature min. (drag chain)	-25 °C
Operating temperature max. (drag chain)	105 °C
Bending radius (fixed)	5 × Outer diameter
Bending radius (dynamic)	10 × Outer diameter
No. of bending cycles (C-track)	4 Mio. @ 20 °C
Traversing distance (C-track)	10 m @ 20 °C
Travel speed (C-track)	3 m/s @ 20 °C
Acceleration (C-track)	10 m/s ² @ 20 °C
No. of torsion cycles	2 Mio.
Torsion stress	± 180 °/m