

Mini (7/8) 5 pole, Female 0° w/ Cable

PVC 5x16AWG ye UL/CSA, STOOW

Art.No.: 7700-A5021-UBD0300

Weight: 0.677 kg

Country of origin: US

Model designation: MSCBL0-UUBD_3.0

Female straight

7/8" (5-pole)

Power cable

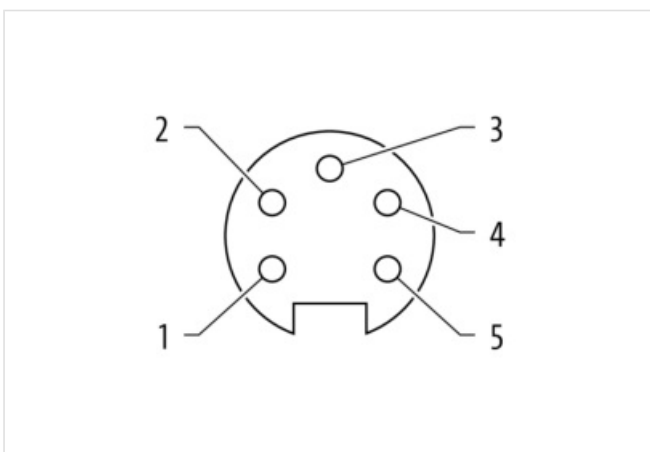
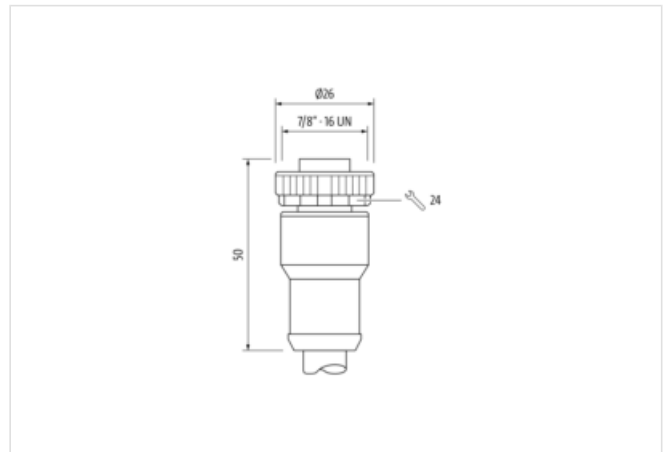

USA

without cable sleeves

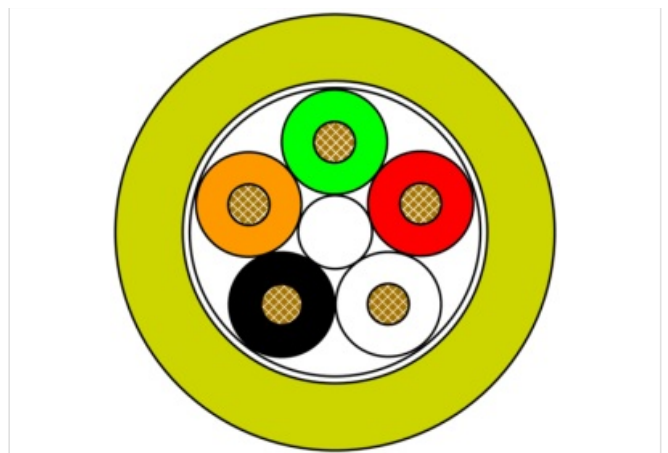
Further cable lengths on request.

Plastic housings with good resistance against chemicals and oils.

The resistance to aggressive media should be individually tested for your application. Further details on request.

[Link to Product](#)**Illustration**

1	WH
2	RD
3	GN
4	OG
5	BK



Product may differ from Image



Cable length 3,00 m

Side 1

Family construction form	7/8"
No. of poles	5
Mounting method	inserted, screwed
Threaded hole	7/8"
Tightening torque	1,5 Nm
Width across flats	SW24
suitable for corrugated tube (internal Ø)	17,8 mm

Commercial data

URL Webshop	https://shop.murrelektronik.com/7700-A5021-UBD0300
GTIN	4048879644426
ECLASS-6.0	27279218
ECLASS-6.1	27279218
ECLASS-7.0	27279218
ECLASS-7.1	27279218
ECLASS-8.0	27279218
ECLASS-8.1	27279218
ECLASS-9.0	27060327
ECLASS-9.1	27060311
ECLASS-10.0.1	27060311
ECLASS-10.1	27060311
ECLASS-11.0	27060311
ECLASS-11.1	27060311
ECLASS-12.0	27060327
ECLASS-13.0	27060311
ECLASS-14.0	27060311
ETIM-5.0	EC001855
ETIM-6.0	EC001855
ETIM-7.0	EC001855
ETIM-8.0	EC001855
customs tariff number	85444290

EAN	4048879644426
Packaging unit	1
Electrical data Supply	
Operating voltage AC max.	600 V
Operating voltage DC max.	600 V
Current operating per contact max.	9 A
Diagnostics	
Status indication LED	No
Device protection Electrical	
Degree of protection (EN IEC 60529)	IP68
Additional condition protection degree	inserted, screwed
Pollution Degree	3
Rated surge voltage	2,5 kV
Mechanical data Material data	
Material housing	PUR
Locking material	Zinc die-casting
Coating locking	Nickel
Mechanical data Mounting data	
Mounting method	inserted, screwed, Shaking protection
Environmental characteristics Climatic	
Operating temperature min.	-25 °C
Operating temperature max.	80 °C
Additional condition temperature range	depending on cable quality
Important installation notes	
Note on bending radius	Attention: Observe the permissible bending radii when laying cables, as the IP protection class can be endangered by excessive bending forces.
Note on strain relief	Protect the connectors by suitable measures from mechanical loads, e.g. by the usage of cable ties.
Installation Cable	
Cable identification	UBD
Stranding	1 Wires
Banding	silk paper
Filler	Yes
Wire arrangement	orange, green, red, white, black
Cable weight	172 g/m
Material wire insulation	PVC
Amount wires	5
Outer diameter insulation	3,05 mm
Outer diameter tolerance core insulation	± 0,05 mm
Ingredient freeness wire insulation	lead-free, CFC-free
Amount strands (wire)	26
Diameter of single wires	30 AWG
Conductor crosssection (wire)	16 AWG
Material conductor wire	Stranded copper wire, bare
Outer-diameter (jacket)	12,7 mm
Tolerance outer diameter (sheath)	± 5 %
Material jacket	PVC
Freedom from ingredients (jacket)	lead-free, CFC-free
Conductor resistance (wire)	13.1 Ω/km @ 20 °C
Nominal voltage max.	600 V
Withstand voltage (wire - wire)	6 kV @ 60 s
Withstand voltage (wire - jacket)	6 kV @ 60 s

Current load capacity (standard)	according to NFPA-70 (NEC) : 400.5(A) (1-3)
Current load capacity max. (wire)	8 A
Operating temperature min. (static)	-50 °C
Operating temperature max. (static)	105 °C
Operating temperature min. (dynamic)	-20 °C
Operating temperature max. (dynamic)	90 °C
Bending radius (fixed)	10 × Outer diameter
Bending radius (dynamic)	15 × Outer diameter