

Mini (7/8) 5 pole, Female 0° w/ Cable

PVC 5x16AWG ye UL/CSA, STOOW

Art.No.: 7700-A5021-UBD1000

Weight: 2.173 kg

Country of origin: US

Model designation: MSCBL0-UUBD_10.0

Female straight

7/8" (5-pole)

Power cable

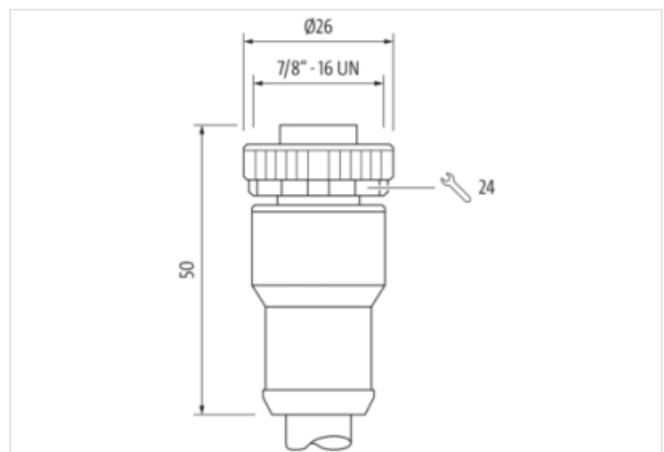

USA

without cable sleeves

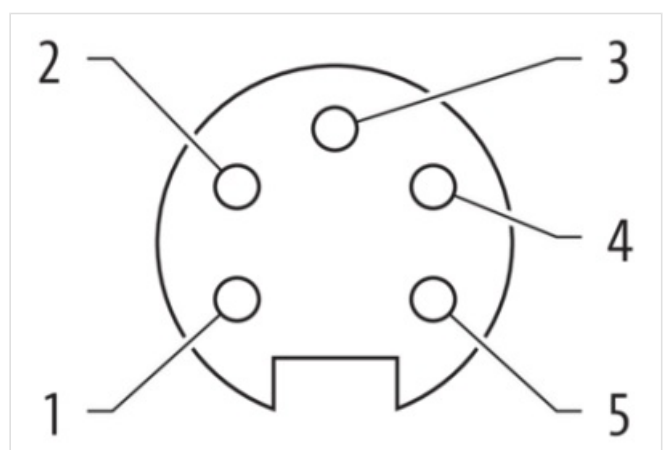
Further cable lengths on request.

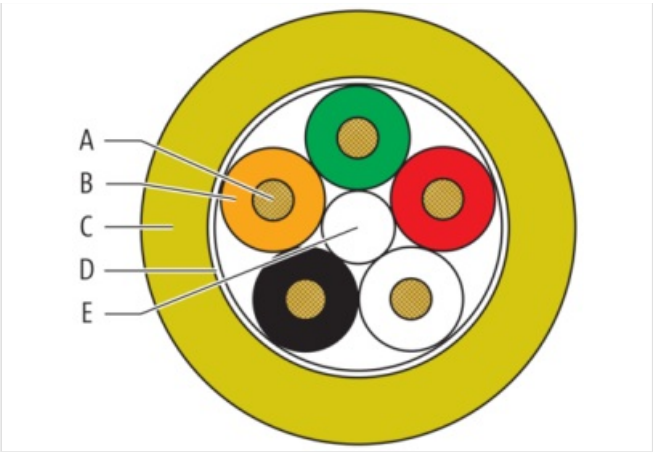
Plastic housings with good resistance against chemicals and oils.

The resistance to aggressive media should be individually tested for your application. Further details on request.

[Link to Product](#)**Illustration**

1	WH
2	RD
3	GN
4	OG
5	BK





Product may differ from Image



Header	
Material short text	MSCBL0-UUBD_10.0
Cable length	10,00 m
Side 1	
Family construction form	7/8"
No. of poles	5
Mounting method	inserted, screwed
Threaded hole	7/8"
Tightening torque	1,5 Nm
Width across flats	SW24
suitable for corrugated tube (internal Ø)	17,8 mm
Commercial data	
URL Webshop	https://shop.murrelektronik.com/7700-A5021-UBD1000
GTIN	4048879644440
ECLASS-6.0	27279218
ECLASS-6.1	27279218
ECLASS-7.0	27279218
ECLASS-7.1	27279218

ECLASS-8.0	27279218
ECLASS-8.1	27279218
ECLASS-9.0	27060327
ECLASS-9.1	27060311
ECLASS-10.0.1	27060311
ECLASS-10.1	27060311
ECLASS-11.0	27060311
ECLASS-11.1	27060311
ECLASS-12.0	27060327
ECLASS-13.0	27060311
ECLASS-14.0	27060311
ETIM-5.0	EC001855
ETIM-6.0	EC001855
ETIM-7.0	EC001855
ETIM-8.0	EC001855
customs tariff number	85444290
EAN	4048879644440
Packaging unit	1

Electrical data | Supply

Operating voltage AC max.	600 V
Operating voltage DC max.	600 V
Current operating per contact max.	9 A

Diagnostics

Status indication LED	No
-----------------------	----

Device protection | Electrical

Degree of protection (EN IEC 60529)	IP68
Additional condition protection degree	inserted, screwed
Pollution Degree	3
Rated surge voltage	2,5 kV

Mechanical data | Material data

Material housing	PUR
Locking material	Zinc die-casting
Coating locking	Nickeled

Mechanical data | Mounting data

Mounting method	inserted, screwed, Shaking protection
-----------------	---------------------------------------

Environmental characteristics | Climatic

Operating temperature min.	-25 °C
Operating temperature max.	80 °C
Additional condition temperature range	depending on cable quality

Important installation notes

Note on bending radius	Attention: Observe the permissible bending radii when laying cables, as the IP protection class can be endangered by excessive bending forces.
Note on strain relief	Protect the connectors by suitable measures from mechanical loads, e.g. by the usage of cable ties.

Installation | Cable

Cable identification	UBD
Amount stranding	1
Stranding	Wires
Banding	silk paper
Filler	Yes
Wire arrangement	orange, green, red, white, black
Cable weight	172 g/m

Material wire insulation	PVC
Amount wires	5
Outer diameter insulation	3,05 mm
Outer diameter tolerance core insulation	± 0,05 mm
Ingredient freeness wire insulation	CFC-free, lead-free
Amount strands (wire)	26
Diameter of single wires	30 AWG
Conductor crosssection (wire)	16 AWG
Material conductor wire	Stranded copper wire, bare
Outer-diameter (jacket)	12,7 mm
Tolerance outer diameter (sheath)	± 5 %
Material jacket	PVC
Freedom from ingredients (jacket)	CFC-free, lead-free
Conductor resistance (wire)	13.1 Ω /km @ 20 °C
Nominal voltage AC max.	600 V
Withstand voltage (wire - wire)	6 kV @ 60 s
Withstand voltage (wire - jacket)	6 kV @ 60 s
Current load capacity (standard)	according to NFPA-70 (NEC) : 400.5(A) (1-3)
Current load capacity min. wire	8 A
Operating temperature min. (static)	-50 °C
Operating temperature max. (static)	105 °C
Operating temperature min. (dynamic)	-20 °C
Operating temperature max. (dynamic)	90 °C
Bending radius (fixed)	10 × Outer diameter
Bending radius (dynamic)	15 × Outer diameter