

**M12 Power L-coded 5pol. male 0° / female 0°**

TPE 5x16AWG ye UL/CSA, TC-ER, IEC 5m

Art.No.: 7700-P4241-U0D0500

Weight: 0.781

Country of origin: US

Model designation: MSWBLL0-WAL-UU0D\_5.0

USA

Power

M12 – M12, 5-pole

Male straight – female straight

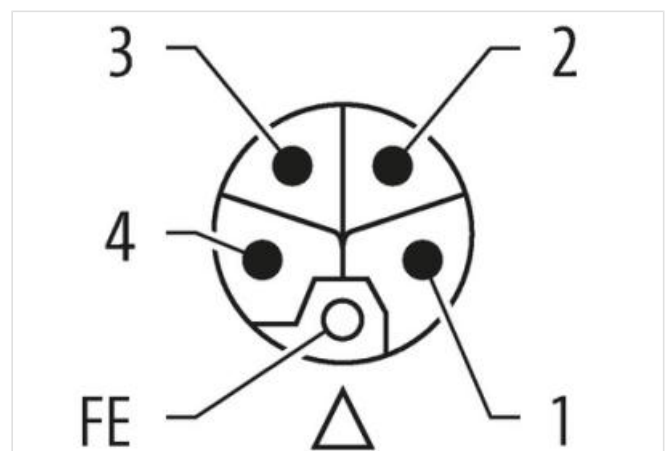
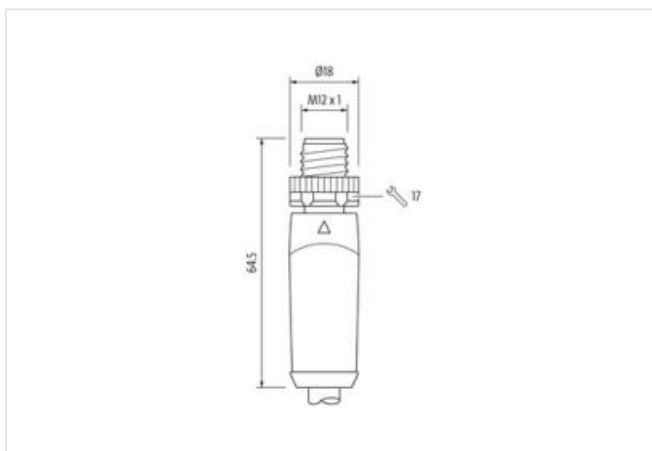
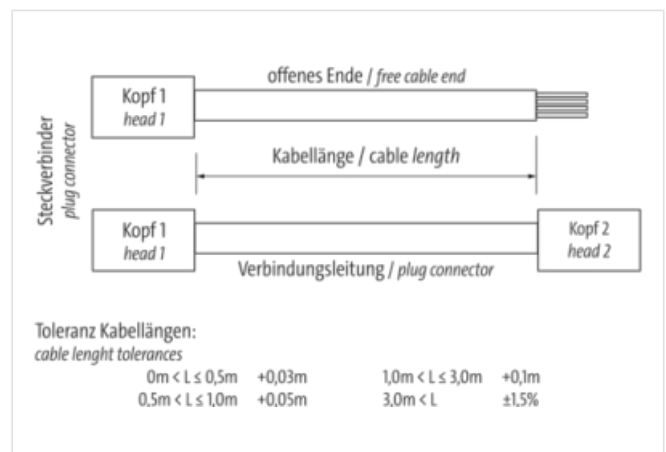
L-coded

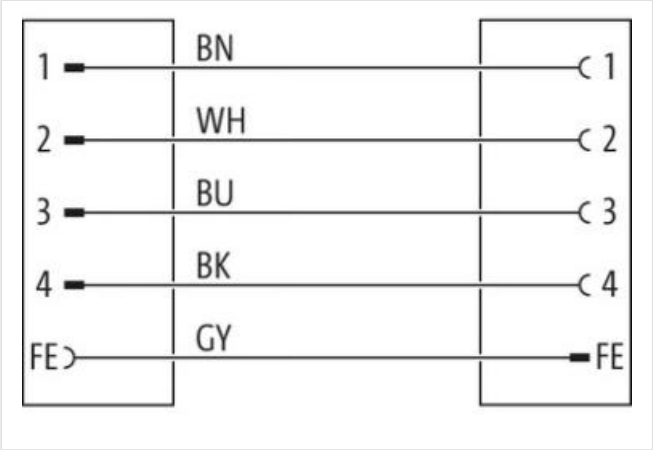
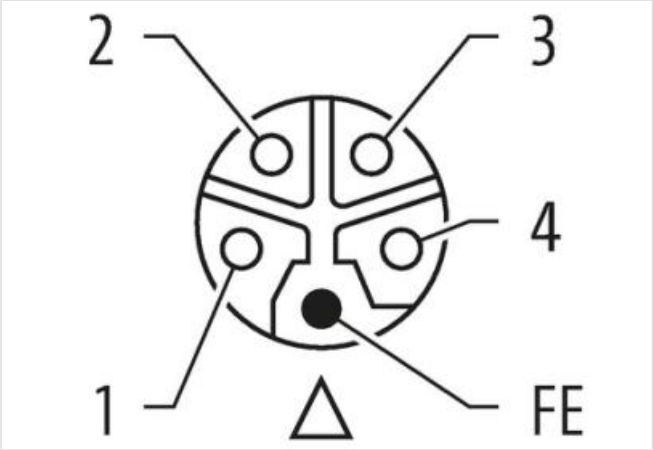
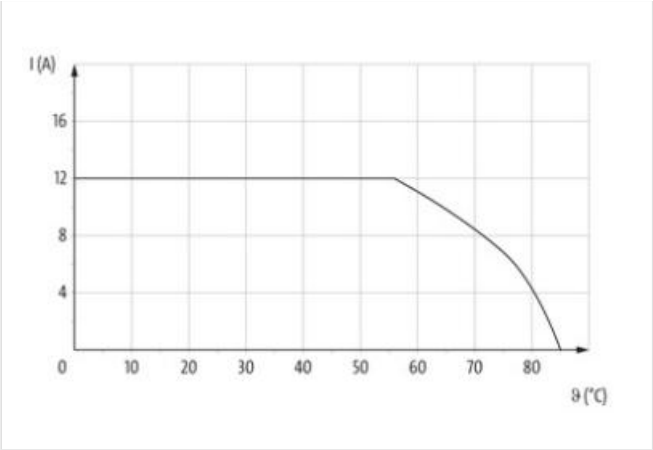
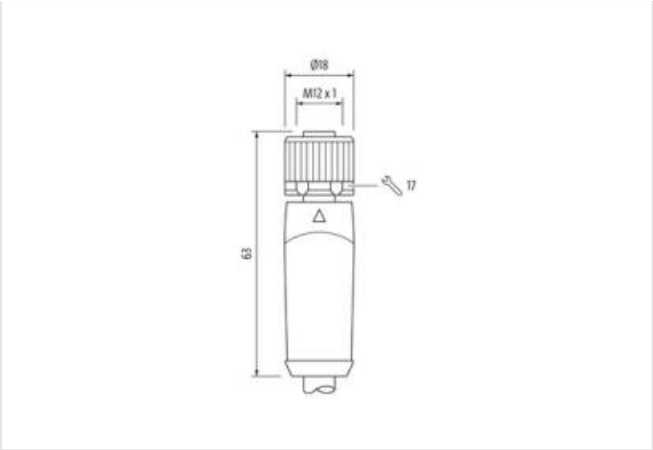
without cable sleeves

Plastic housings with good resistance against chemicals and oils.

The resistance to aggressive media should be individually tested for your application. Further details on request.

Further cable lengths on request.

[Link to Product](#)**Illustration**



Product may differ from Image



Cable length	5 m
Side 1	
Tightening torque	0,6 Nm
Mounting method	inserted, screwed
Coating contact	gold plated
Family construction form	M12P
Thread	M12 x 1
suitable for corrugated tube (internal Ø)	16,4 mm
Gender	male
Cable outlet	straight
Coding	L
Material contact	Copper alloy
No. of poles	5
Width across flats	SW17
Degree of protection (EN IEC 60529)	IP65, IP67
Side 2	
Tightening torque	0,6 Nm
Mounting method	inserted, screwed

Coating contact	gold plated
Family construction form	M12P
Thread	M12 x 1
Gender	female
suitable for corrugated tube (internal Ø)	16,4 mm
Cable outlet	straight
Coding	L
Material contact	Copper alloy
No. of poles	5
Width across flats	SW17
Degree of protection (EN IEC 60529)	IP65, IP67

**Commercial data**

ECLASS-6.0	27279218
ECLASS-6.1	27279218
ECLASS-7.0	27279218
ECLASS-8.0	27279218
ECLASS-9.0	27060327
ECLASS-10.1	27060311
ECLASS-11.1	27060311
ECLASS-12.0	27060327
ETIM-5.0	EC001855
customs tariff number	85444290
customs tariff number	85444290
EAN	4048879824231
EAN	4048879824231
Packaging unit	1
Packaging unit	1

**Electrical data | Supply**

Operating voltage DC max.	63 V
Current operating per contact max.	12 A

**Installation | Connection**

Width across flats	SW17
Mating cycles min.	100

**Device protection | Electrical**

Degree of protection (EN IEC 60529)	IP65, IP67
Additional condition protection degree	inserted, screwed
Pollution Degree	3
Rated surge voltage	1,5 kV
Material group (IEC 60664-1)	I

**Mechanical data | Material data**

Material housing	PUR
Coating locking	Nickel
Material gasket	FKM
Locking material	Zinc die-casting

**Mechanical data | Mounting data**

Mounting method	inserted, screwed, Shaking protection
-----------------	---------------------------------------

**Environmental characteristics | Climatic**

Operating temperature min.	-25 °C
Operating temperature max.	85 °C
Additional condition temperature range	depending on cable quality

**Important installation notes**

Note on strain relief

Protect the connectors by suitable measures from mechanical loads, e.g. by the usage of cable ties.

Note on bending radius

**Attention:** Observe the permissible bending radii when laying cables, as the IP protection class can be endangered by excessive bending forces.**Conformity**

Product standard

IEC 61076-2-111

**Installation | Cable**

wire arrangement	brown, black, blue, white, gray
Cable identification	U0D
Jacket Color	yellow
Type of Certificate	cURus
Amount stranding	1
Stranding	5 wires around Filler twisted
Banding	Foil
Filler	yes
wire arrangement	brown, black, blue, white, gray
Cable weight	144,1 g/m
Material jacket	TPE
Freedom from ingredients (jacket)	lead-free, CFC-free, halogen-free
Outer-diameter (jacket)	9,78 mm
Tolerance outer diameter (sheath)	± 5 %
Material wire insulation	PVC
Amount wires	5
Outer diameter insulation	2,62 mm
Outer diameter tolerance core insulation	± 5 %
Ingredient freeness wire insulation	lead-free, CFC-free
Amount strands (wire)	65
Diameter of single wires	16 AWG
Conductor crosssection (wire)	16 AWG
Material conductor wire	Stranded copper wire, bare
Nominal voltage AC max.	600 V
Current load capacity (standard)	according to NFPA-70 (NEC) : 400.5(A) (1-3)
Current load capacity min. wire	8 A
Electrical resistance line constant wire	13,2 Ω/km @ 20 °C
AC withstand voltage (wire - wire)	6 kV @ 60 s
Power frequency withstand voltage (wire - jacket)	6 kV @ 60 s
Min. operating temperature (static)	-50 °C
Max. operating temperature (fixed)	105 °C
Operating temperature min. (dynamic)	-20 °C
Operating temperature max. (dynamic)	90 °C
Flame resistance	IEC 60332-2-2   UL 1581 § 1090   UL 1581 § 1100 FT2
chemical resistance	Good, application-related testing
Gasoline resistance	Good, application-related testing
Oil resistance	DIN EN 60811-404   Good, application-related testing
Bending radius (fixed)	8 x Outer diameter
Bending radius (dynamic)	10 x Outer diameter
No. of bending cycles (C-track)	2 Mio.