

EXACT12, 8XM12, 4 POLE MOULDED CABLE

3.0m PUR/PVC 8x0,34+3X0.75, UL/CSA

Art.No.: 8000-88410-3620300

Weight: 0.560 kg

Country of origin: DE

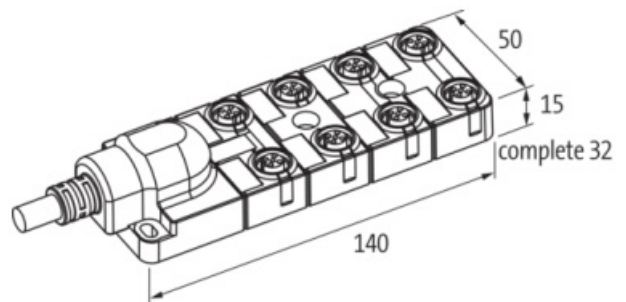
Model designation: MVP12N-AN8V362 3.0M

8-way, 4-pole

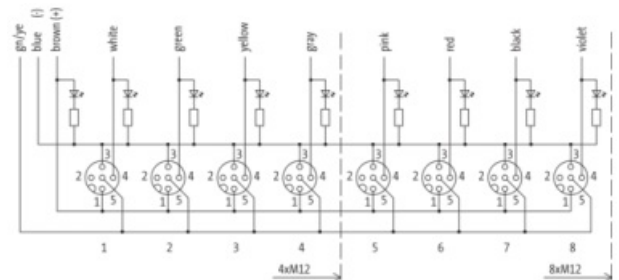
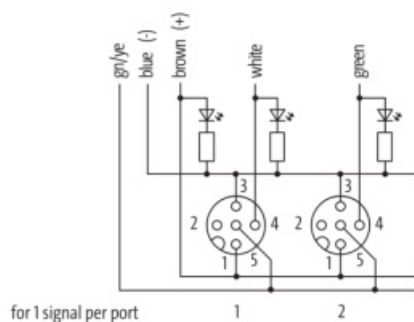
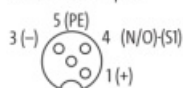
Further cable lengths on request.

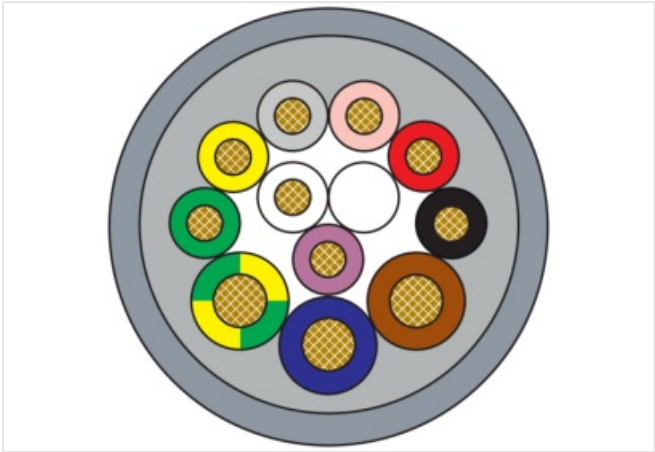
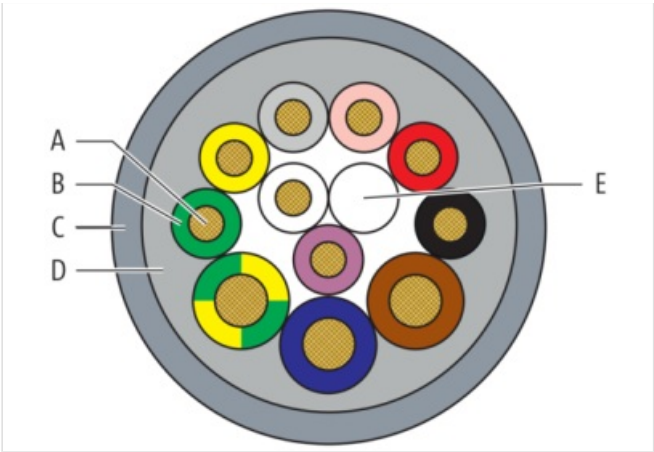
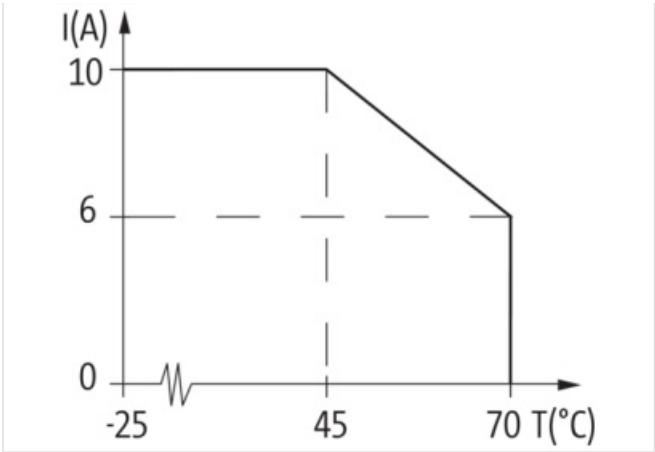
Plastic housings with good resistance against chemicals and oils.

The resistance to aggressive media should be individually tested for your application. Further details on request.

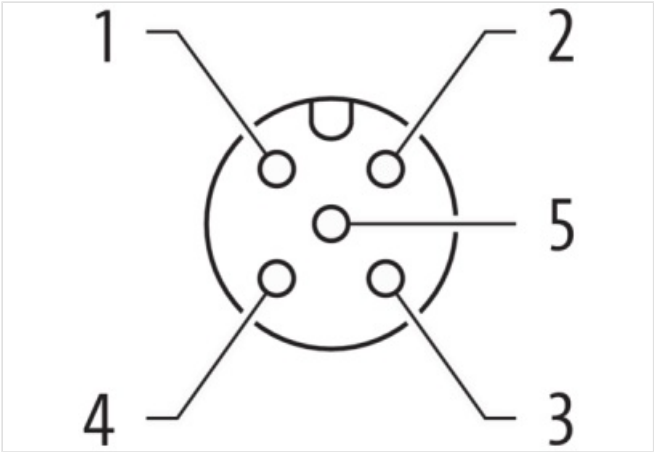
[Link to Product](#)**Illustration**

M12-Females 4-pole





Product may differ from Image



Header	
Material short text	MVP12N-AN8V362 3.0M
Commercial data	
URL Webshop	https://shop.murrelektronik.com/8000-88410-3620300
GTIN	4048879054270
ECLASS-6.0	27143423
ECLASS-6.1	27279219
ECLASS-7.0	27279219
ECLASS-7.1	27279219
ECLASS-8.0	27279219
ECLASS-8.1	27279219
ECLASS-9.0	27440108
ECLASS-9.1	27440108
ECLASS-10.0.1	27440108
ECLASS-10.1	27440108
ECLASS-11.0	27440108
ECLASS-11.1	27440108
ECLASS-12.0	27440108

ECLASS-13.0	27440108
ECLASS-14.0	27440108
ETIM-5.0	EC002585
ETIM-6.0	EC002585
ETIM-7.0	EC002585
ETIM-8.0	EC002585
customs tariff number	85444290
EAN	4048879054270
Packaging unit	1
Electrical data Supply	
Operating voltage DC	24 V
Current operating per contact max.	4 A
Installation Connection	
Mounting set	M12 x 1
Device protection Electrical	
Degree of protection (EN IEC 60529)	IP67, IP65
Device protection Media	
Flame resistance	flame retardant
Mechanical data Material data	
Material housing	Plastic
Mechanical data Mounting data	
Mounting method	Schraubgewinde
Environmental characteristics Climatic	
Operating temperature min.	-20 °C
Operating temperature max.	70 °C
Additional condition temperature range	depending on cable quality
Installation Cable	
Cable identification	362
Cable Type	2
Function cable	Hybrid, Signal, Power
Amount stranding	1
Stranding	1 × 2 wires stranded with filler
Amount stranding (type 2)	1
Stranding (type 2)	1 × 9 wires stranded around stranding combination
Filler	Yes
Wire arrangement	(white, violet), green, yellow, gray, pink, red, black, brown, blue, green-yellow
Cable weight	105 g/m
Material wire insulation	PVC
Amount wires	8
Outer diameter insulation	1,3 mm
Outer diameter tolerance core insulation	± 0,1 mm
Shore hardness wire insulation	43 ± 5 Shore D
Material properties wire insulation	good machinability
Ingredient freeness wire insulation	lead-free, cadmium-free, CFC-free, silicone-free
Amount strands (wire)	19
Diameter of single wires	0,15 mm
Conductor crosssection (wire)	0,34 mm²
Material conductor wire	Stranded copper wire, bare
Conductor type (wire)	Strand class 5
Material wire insulation (type 2)	PVC
Outer diameter wire insulation (type 2)	1,8 mm

Tolerance outer diameter wire insulation (type 2)	± 0,1 mm
Shore hardness wire insulation (type 2)	43 ± 5 Shore D
Material properties wire insulation (type 2)	good machinability
Ingredient freeness wire insulation (type 2)	lead-free, cadmium-free, CFC-free, silicone-free
Amount wires (type 2)	3
Amount strands wire (type 2)	24
Diameter of single wires (type 2)	0,2 mm
Conductor crosssection wire (type 2)	0,75 mm²
Material conductor wire (type 2)	Stranded copper wire, bare
Wire conductor type (type 2)	Strand class 5
Electrical function wire (type 2)	Power
Outer-diameter (jacket)	8,1 mm
Tolerance outer diameter (sheath)	± 5 %
Material jacket	PUR
Shore hardness jacket	87 ± 5 Shore A
Freedom from ingredients (jacket)	lead-free, cadmium-free, CFC-free, silicone-free
Material property (jacket)	abrasion-resistant, low adhesion, good machinability, matte
Material inner jacket	PVC
Color (inner jacket)	gray
Conductor resistance (wire)	57 Ω/km @ 20 °C
Conductor resistance (wire type 2)	26 Ω/km @ 20 °C
Max. rated voltage (conductor - ground)	300 V
Max. rated voltage (conductor - conductor)	300 V
Withstand voltage (wire - wire)	2 kV @ 60 s
Withstand voltage (wire - jacket)	2 kV @ 60 s
Current load capacity (standard)	to DIN VDE 0298-4
Current load capacity max. (wire)	4 A
Current load capacity max. Wire (type 2)	12 A
Operating temperature min. (static)	-30 °C
Operating temperature max. (static)	80 °C
Operating temperature min. (dynamic)	-5 °C
Operating temperature max. (dynamic)	70 °C
Operating temperature min. (drag chain)	-5 °C
Operating temperature max. (drag chain)	60 °C
Flame resistance	UL 1581 § 1090, CSA FT2, IEC 60332-2-2
Oil resistance	IEC 60811-404
Chemical resistance	good
Other resistances	good resistance to gasoline, resistant to hydrolysis, resistant to microbes
Bending radius (fixed)	5 × Outer diameter
Bending radius (dynamic)	10 × Outer diameter
No. of bending cycles (C-track)	2 Mio. @ 25 °C
Traversing distance (C-track)	5 m @ 25 °C
Travel speed (C-track)	2 m/s @ 25 °C
Acceleration (C-track)	10 m/s² @ 25 °C

Connection type 2

Family construction form	free cable end
No. of poles	11
Family construction form	M12
No. of poles	4
Coding	A
Gender	female
Color contact carrier	black
PIN 1	+

PIN 2	n.c.
PIN 3	-
PIN 4	NO S 1
PIN 5	PE