

EXACT12, 8XM12, 5-POLE, MOULDED CABLE

5.0m PUR/PVC 16x0,34+3X0.75, UL/CSA

Art.No.: 8000-88510-3980500

Weight: 0.966

Country of origin: DE

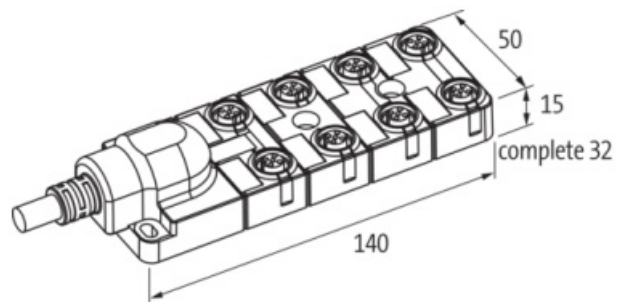
Model designation: MVP12N-AN8F398 5.0M

PUR/PVC

5.0 m

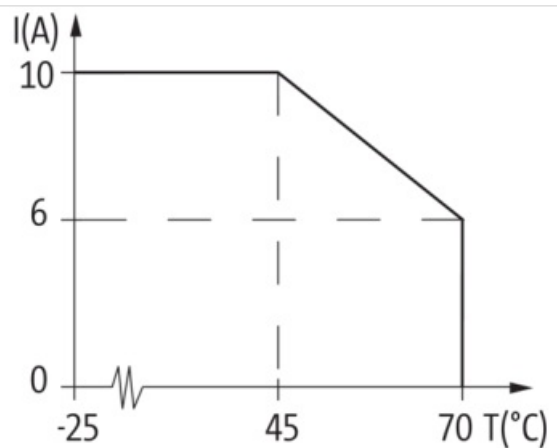
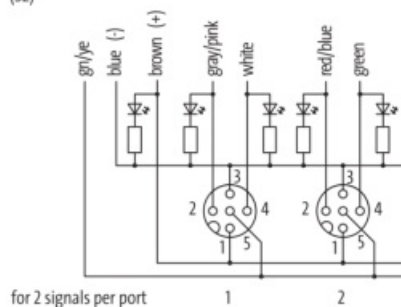
Plastic housings with good resistance against chemicals and oils.

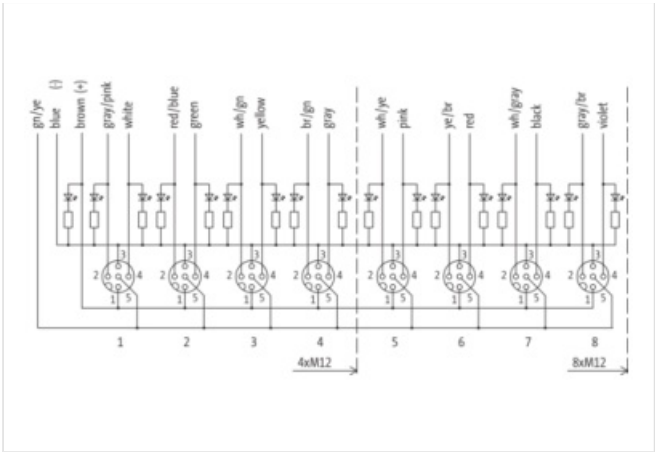
The resistance to aggressive media should be individually tested for your application. Further details on request.

[Link to Product](#)**Illustration**

M12-Females 5-pole

5 (PE)
3 (-)
2 (N/C) (S2)
4 (N/O) (-S1)
1 (+)





Product may differ from Image



Header

Material short text MVP12N-AN8F398 5.0M

Commercial data

URL Webshop	https://shop.murrelektronik.com/8000-88510-3980500
GTIN	4048879054027
ECLASS-6.0	27143423
ECLASS-6.1	27279219
ECLASS-7.0	27279219
ECLASS-7.1	27279219
ECLASS-8.0	27279219
ECLASS-8.1	27279219
ECLASS-9.0	27440108
ECLASS-9.1	27440108
ECLASS-10.0.1	27440108
ECLASS-10.1	27440108
ECLASS-11.0	27440108
ECLASS-11.1	27440108
ECLASS-12.0	27440108
ECLASS-13.0	27440108
ECLASS-14.0	27440108
ETIM-5.0	EC002585
ETIM-6.0	EC002585
ETIM-7.0	EC002585
ETIM-8.0	EC002585
customs tariff number	85444290
EAN	4048879054027
Packaging unit	1

Electrical data | Supply

Operating voltage DC	24 V
Current operating per contact max.	4 A

Installation | Connection

Mounting set M12 x 1

Device protection Electrical	
Degree of protection (EN IEC 60529)	IP67, IP65
Device protection Media	
Flame resistance	flame retardant
Mechanical data Material data	
Material housing	Plastic
Mechanical data Mounting data	
Mounting method	Schraubgewinde
Environmental characteristics Climatic	
Operating temperature min.	-20 °C
Operating temperature max.	70 °C
Additional condition temperature range	depending on cable quality
Installation Cable	
Cable identification	398
Cable Type	2
Function cable	Hybrid, Signal, Power
Amount stranding	1
Stranding	7 wires around core filler twisted
Amount stranding (type 2)	1
Stranding (type 2)	12 wires stranded around stranding combination
Filler	yes
Wire arrangement	(, white, gray-pink, brown-green, yellow, green-white, green, red-blue,), brown-gray, black, gray-white, red, brown-yellow, pink, yellow-white, gray, blue, brown, green-yellow, violet
Cable weight	165 g/m
Material wire insulation	PVC
Amount wires	16
Outer diameter insulation	1.3 mm
Outer diameter tolerance core insulation	± 0.1 mm
Shore hardness wire insulation	43 ± 5 Shore D
Material properties wire insulation	good machinability
Ingredient freeness wire insulation	CFC-free, cadmium-free, silicone-free, lead-free
Amount strands (wire)	19
Diameter of single wires	0.15 mm
Conductor crosssection (wire)	0.34 mm²
Material conductor wire	Stranded copper wire, bare
Conductor type (wire)	Strand class 5
Material wire insulation (type 2)	PVC
Outer diameter wire insulation (type 2)	1.8 mm
Tolerance outer diameter wire insulation (type 2)	± 0.1 mm
Material properties wire insulation (type 2)	good machinability
Ingredient freeness wire insulation (type 2)	cadmium-free, silicone-free, lead-free, CFC-free
Amount wires (type 2)	3
Amount strands wire (type 2)	42
Diameter of single wires (type 2)	0.15 mm
Conductor crosssection wire (type 2)	0.75 mm²
Material conductor wire (type 2)	Stranded copper wire, bare
Wire conductor type (type 2)	strand class 6
Electrical function wire (type 2)	Power
Shore hardness wire insulation (type 3)	43
Outer-diameter (jacket)	10 mm
Tolerance outer diameter (sheath)	± 5 %
Material jacket	PUR

Shore hardness jacket	87 ± 5 Shore A
Freedom from ingredients (jacket)	CFC-free, cadmium-free, silicone-free, lead-free
Material property (jacket)	matte, good machinability, abrasion-resistant, low adhesion
Material inner jacket	PVC
Color (inner jacket)	gray
Conductor resistance (wire)	57 Ω/km @ 20 °C
Max. rated voltage (conductor - ground)	300 V
Max. rated voltage (conductor - conductor)	300 V
Withstand voltage (wire - wire)	2 kV @ 60 s
Withstand voltage (wire - jacket)	2 kV @ 60 s
Current load capacity (standard)	to DIN VDE 0298-4
Current load capacity min. wire	4 A
Current load capacity min. Wire (type 2)	12 A
Min. operating temperature (static)	-30 °C
Max. operating temperature (fixed)	80 °C
Operating temperature min. (dynamic)	-5 °C
Operating temperature max. (dynamic)	70 °C
Operating temperature min. (drag chain)	-5 °C
Operating temperature max. (drag chain)	60 °C
Flame resistance	UL 1581 § 1090, CSA FT2, IEC 60332-2-2
Oil resistance	IEC 60811-404
Chemical resistance	good
Other resistances	resistant to hydrolysis, resistant to microbes, good resistance to gasoline
Bending radius (fixed)	5 × Outer diameter
Bending radius (dynamic)	10 × Outer diameter
No. of bending cycles (C-track)	2 Mio. @ 25 °C
Traversing distance (C-track)	5 m @ 25 °C
Travel speed (C-track)	2 m/s @ 25 °C
Acceleration (C-track)	10 m/s² @ 25 °C

Connection type 2

Family construction form	free cable end
No. of poles	19
Family construction form	M12
No. of poles	5
Coding	A
Gender	female
Color contact carrier	black
PIN 1	+
PIN 2	NC S 2
PIN 3	-
PIN 4	NO S 1
PIN 5	PE