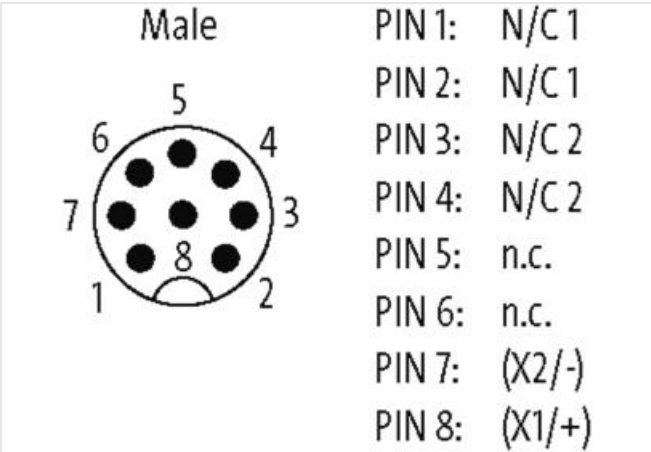
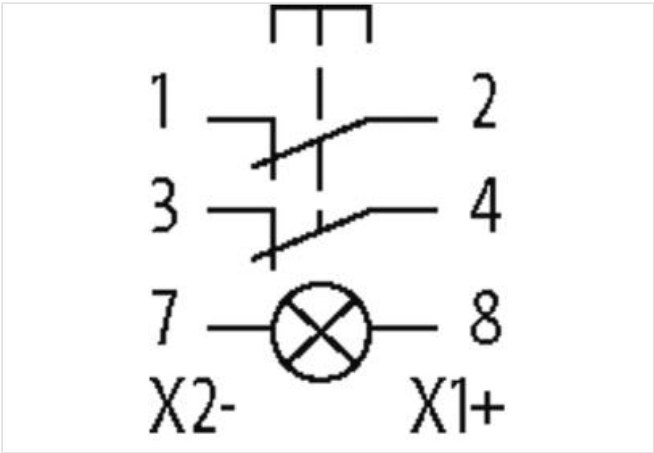


Illuminated Emergency-stop pushbutton with 2 positive opening contacts
in a IP65 enclosure

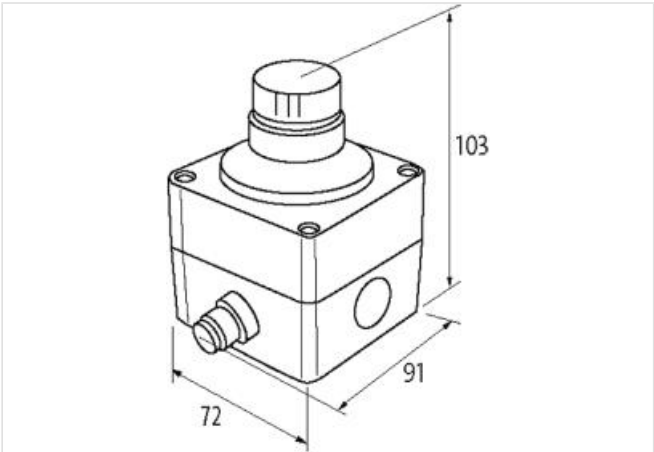
E-Stop 72 2NC L M12(8)
with M12 connection
8-pole
Emergency-Stop button
2 NC (positively-opening)
LED-Ring can be lit

[Link to Product](#)

Illustration



Product may differ from Image



| Commercial data | |
|-----------------|----------|
| ECLASS-6.0 | 27371244 |
| ECLASS-6.1 | 27371244 |
| ECLASS-7.0 | 27371244 |
| ECLASS-8.0 | 27371244 |

| | |
|-----------------------|---------------|
| ECLASS-9.0 | 27371244 |
| ECLASS-10.1 | 27371244 |
| ECLASS-11.1 | 27371244 |
| ECLASS-12.0 | 27371244 |
| ETIM-5.0 | EC002034 |
| customs tariff number | 85365080 |
| GTIN | 4048879594813 |
| Packaging unit | 1 |

Electrical data

| | |
|---|-------------------|
| Operating voltage AC/DC LED illumination min. | 12 V |
| Operating voltage AC/DC LED illumination max. | 30 V |
| Operating current LED illumination | 15 mA @24 V AC/DC |

Electrical data | Output

| | |
|---|-------------|
| Utilization category AC-15 (EN IEC 60947-5-1) | 3 A @ 250 V |
| Utilization category DC-13 (EN IEC 60947-5-1) | 2 A @ 24 V |
| Switching current (AC-15) | 30 A |
| Switching current (DC-13) | 2,2 A |

Device protection

| | |
|--------------------|---------------------------------------|
| Condition lifetime | load-dependent, temperature dependent |
|--------------------|---------------------------------------|

Device protection | Electrical

| | |
|-------------------------------------|----------------|
| Degree of protection (EN IEC 60529) | IP65 |
| Electrical lifetime | 1000000 Cycles |

Device protection | Mechanical

| | |
|----------------------|----------------|
| Mechanical endurance | 1000000 Cycles |
| Operating life B10d | 250000 Cycles |

Mechanical data

| | |
|------------------|------|
| Bounce time max. | 9 ms |
|------------------|------|

Mechanical data | Material data

| | |
|------------------|------|
| Material contact | AgNi |
|------------------|------|

Mechanical data | Mounting data

| | |
|-----------------|---------|
| Mounting method | screwed |
| Height | 103 mm |
| Width | 72 mm |
| Depth | 91 mm |

Environmental characteristics | Climatic

| | |
|----------------------------|--------|
| Operating temperature min. | -25 °C |
| Operating temperature max. | 60 °C |
| Storage temperature min. | -25 °C |
| Storage temperature max. | 85 °C |

Technical Data | Reliability

| | |
|--------------------------------|------|
| Lambda normally closed contact | 20 % |
|--------------------------------|------|

Connection type 1

| | |
|--------------------------|-------|
| Family construction form | M12 |
| Gender | male |
| Color contact carrier | black |
| Coding | A |
| No. of poles | 8 |
| PIN 1 | NC 1 |

| | |
|-------|-------|
| PIN 2 | NC 1 |
| PIN 3 | NC 2 |
| PIN 4 | NC 2 |
| PIN 7 | X 2 - |
| PIN 8 | X 1 + |