

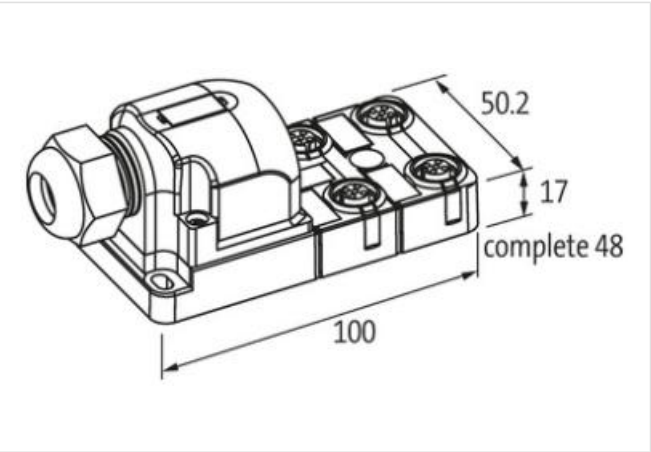
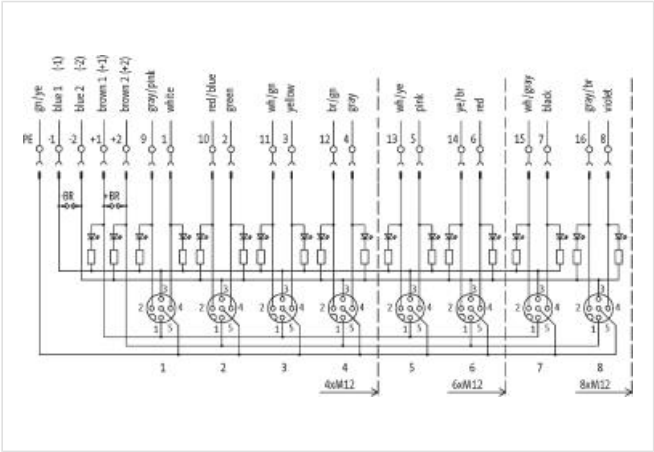
MVP12, 4XM12, 5POLE, PLUGGABLE CABLE

10.0m PUR/PVC 8x0,34+3x0,75

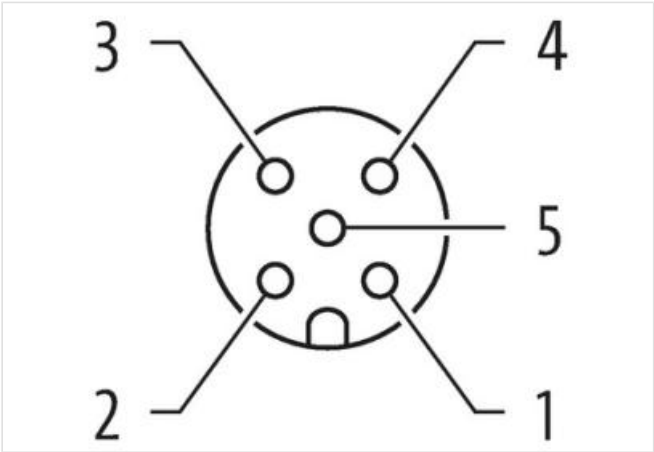
Further cable lengths on request.
4-way, 5-pole
Plastic housings with good resistance against chemicals and oils.
PUR/PVC
The resistance to aggressive media should be individually tested for your application. Further details on request.
10.0 m
with LED for digital PNP-signals 24 V DC

Link to Product

Illustration



Product may differ from Image



| Commercial data | |
|-----------------|----------|
| ECLASS-6.0 | 27279219 |
| ECLASS-6.1 | 27279219 |
| ECLASS-7.0 | 27279219 |

| | |
|-----------------------|---------------|
| ECLASS-8.0 | 27279219 |
| ECLASS-9.0 | 27440108 |
| ECLASS-10.1 | 27440108 |
| ECLASS-11.1 | 27440108 |
| ECLASS-12.0 | 27440108 |
| ETIM-5.0 | EC002585 |
| customs tariff number | 85444290 |
| GTIN | 4048879064521 |
| Packaging unit | 1 |

Electrical data | Supply

| | |
|------------------------------------|------|
| Operating voltage DC | 24 V |
| Operating voltage DC min. | 18 V |
| Operating voltage DC max. | 30 V |
| Current operating per contact max. | 4 A |
| Total current max. | 8 A |

Industrial communication

| | |
|----------------------------|---|
| Number of signals per port | 2 |
|----------------------------|---|

Installation | Connection

| | |
|-------------------|---------|
| Tightening torque | 0,6 Nm |
| Mounting set | M12 x 1 |

Device protection | Electrical

| | |
|--|-------------------|
| Degree of protection (EN IEC 60529) | IP65, IP67 |
| Additional condition protection degree | inserted, screwed |

Device protection | Media

| | |
|------------------|-----------------|
| Flame resistance | flame retardant |
|------------------|-----------------|

Mechanical data | Material data

| | |
|------------------|-----|
| Material housing | PBT |
|------------------|-----|

Mechanical data | Mounting data

| | |
|--------|---------|
| Height | 100 mm |
| Width | 50,2 mm |
| Depth | 17 mm |

Environmental characteristics | Climatic

| | |
|--|----------------------------|
| Operating temperature min. | -20 °C |
| Operating temperature max. | 80 °C |
| Additional condition temperature range | depending on cable quality |

Installation | Cable

| | |
|----------------------------|--|
| Cable identification | 363 |
| Cable Type | 2 |
| Jacket Color | gray |
| Type of Certificate | cURus |
| STOOW style jacket | Hybrid, Signal, Power |
| Amount stranding | 1 |
| Stranding | 2 wires with Filler twisted |
| Amount stranding (type 2) | 1 |
| Stranding (type 2) | 9 wires around Stranding combination twisted |
| Cable shielding (type) | copper braiding, bare |
| Cable shielding (coverage) | 85 % |
| Filler | yes |
| wire arrangement | white, yellow, (gray, gray-pink, red-blue, green, green-white, brown-green, blue, brown, green-yellow) |
| Cable weight | 143 g/m |
| Material jacket | PUR |

| | |
|---|--|
| Shore hardness jacket | 87 ± 5 Shore A |
| Freedom from ingredients (jacket) | lead-free, cadmium-free, CFC-free, silicone-free |
| Outer-diameter (jacket) | 8,1 mm |
| Tolerance outer diameter (sheath) | ± 5 % |
| Material inner jacket | PVC |
| Color (inner jacket) | gray |
| Material wire insulation | PVC |
| Amount wires | 8 |
| Outer diameter insulation | 1,3 mm |
| Outer diameter tolerance core insulation | ± 5 % |
| Shore hardness wire insulation | 43 ± 5 Shore D |
| Material properties wire insulation | good machinability |
| Ingredient freeness wire insulation | lead-free, cadmium-free, CFC-free, silicone-free |
| Amount strands (wire) | 19 |
| Diameter of single wires | 0,15 mm |
| Conductor crossection (wire) | 0,34 mm ² |
| Material conductor wire | Stranded copper wire, bare |
| Conductor type (wire) | Strand class 5 |
| Material wire insulation (Power) | PVC |
| Outer diameter wire insulation (Power) | 1,8 mm |
| Tolerance outer diameter wire insulation (Power) | ±5 % |
| Shore hardness wire insulation (Power) | 43±5 Shore D |
| Material properties wire insulation (Power) | good machinability |
| Ingredient freeness wire insulation (Power) | lead-free, cadmium-free, CFC-free, silicone-free |
| Amount strands wire (Power) | 24 |
| Diameter of single wires (Power) | 0,2 mm |
| Wire conductor cross section (Power) | 0,75 mm ² |
| Material conductor wire (Power) | Stranded copper wire, bare |
| Conductor type wire (Power) | Strand class 5 |
| Traversing distance (C-track) | 5 m @ 25 °C |
| Travel speed (C-track) | 3 |
| Max. rated voltage (conductor - conductor) | 300 V |
| Max. rated voltage (conductor - ground) | 300 V |
| Current load capacity (standard) | to DIN VDE 0298-4 |
| Current load capacity min. wire | 4 A |
| Electrical resistance line constant wire | 57 Ω/km @ 20 °C |
| Electrical resistance coating wire (Power) | 26 Ω/km @20 °C |
| AC withstand voltage (wire - wire) | 2 kV @ 60 s |
| Power frequency withstand voltage (wire - jacket) | 2 kV @ 60 s |
| Loop resistance | 7,8 A |
| Min. operating temperature (static) | -30 °C |
| Max. operating temperature (fixed) | 80 °C |
| Operating temperature min. (dynamic) | -5 °C |
| Operating temperature max. (dynamic) | 70 °C |
| Flame resistance | UL 1581 § 1100 FT2 IEC 60332-2-2 UL 1581 § 1090 |
| chemical resistance | Good, application-related testing |
| Gasoline resistance | Good, application-related testing |
| Oil resistance | Good, application-related testing DIN EN 60811-404 |
| Bending radius (fixed) | 5 x Outer diameter |
| Bending radius (dynamic) | 10 x Outer diameter |
| No. of bending cycles (C-track) | 2 Mio. @ 25 °C |

Connection type 2

The information in this Product-PDF has been compiled with the utmost care.

Liability for the correctness completeness and topicality of the information is restricted to gross negligence. Version: 2024-05-01

Murrelektronik Inc. | 1327 Northbrook Parkway, Suite 460 | Suwanee, GA 30024 | Fon +1 770 497-9292 | Fax +1 770 497-9391 | shop@murrinc.com | shop.murrinc.com

| | |
|--------------------------|----------------|
| Family construction form | free cable end |
| Color contact carrier | gray |
| No. of poles | 11 |
| Family construction form | M12 |
| Gender | female |
| Color contact carrier | black |
| Coding | A |
| No. of poles | 5 |
| PIN 1 | + |
| PIN 2 | NC S 2 |
| PIN 3 | - |
| PIN 4 | NO S 1 |
| PIN 5 | PE |