

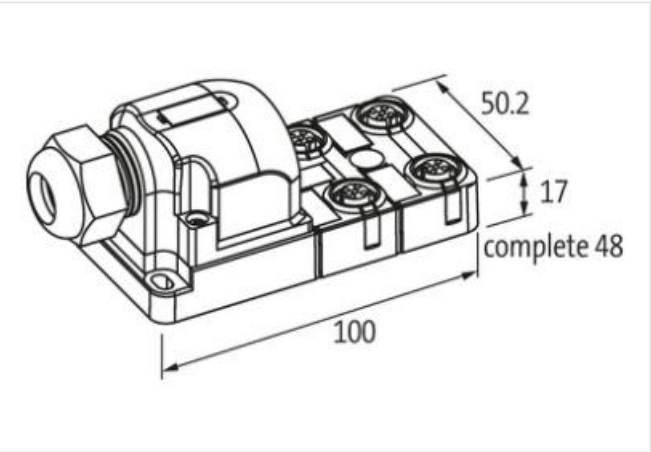
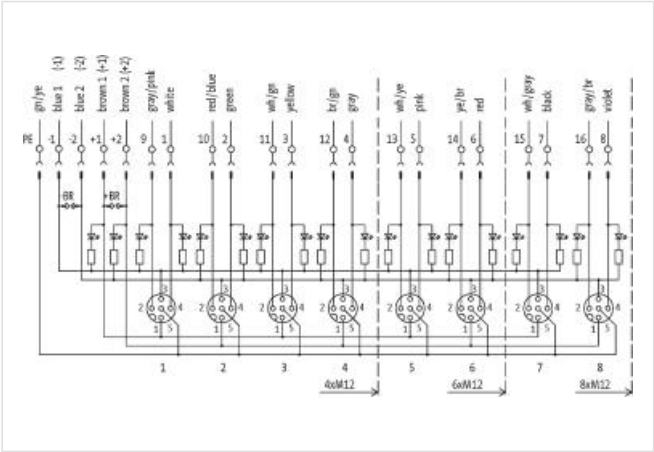
MVP12, 4XM12, 5POLE, PLUGGABLE CABLE

3.0m PUR/PVC 8x0,34+5x0,75

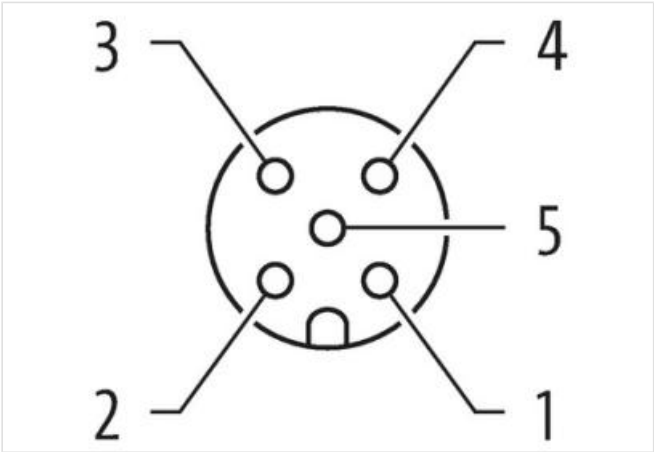
4-way, 5-pole  
PUR/PVC  
3.0 m  
potentially separated  
with LED for digital PNP-signals 24 V DC  
Further cable lengths on request.

Link to Product

Illustration



Product may differ from Image



| Commercial data |          |
|-----------------|----------|
| ECLASS-6.0      | 27279219 |
| ECLASS-6.1      | 27279219 |
| ECLASS-7.0      | 27279219 |

|                       |               |
|-----------------------|---------------|
| ECLASS-8.0            | 27279219      |
| ECLASS-9.0            | 27440108      |
| ECLASS-10.1           | 27440108      |
| ECLASS-11.1           | 27440108      |
| ECLASS-12.0           | 27440108      |
| ETIM-5.0              | EC002585      |
| customs tariff number | 85369010      |
| GTIN                  | 4048879064316 |
| Packaging unit        | 1             |

**Electrical data | Supply**

|                                    |      |
|------------------------------------|------|
| Operating voltage DC               | 24 V |
| Operating voltage DC min.          | 18 V |
| Operating voltage DC max.          | 30 V |
| Current operating per contact max. | 4 A  |
| Total current max.                 | 8 A  |

**Industrial communication**

|                            |   |
|----------------------------|---|
| Number of signals per port | 2 |
|----------------------------|---|

**Installation | Connection**

|              |         |
|--------------|---------|
| Mounting set | M12 x 1 |
|--------------|---------|

**Device protection | Electrical**

|  |                   |
|--|-------------------|
| Degree of protection (EN IEC 60529)    | IP65, IP67        |
| Additional condition protection degree | inserted, screwed |

**Device protection | Media**

|                  |                 |
|------------------|-----------------|
| Flame resistance | flame retardant |
|------------------|-----------------|

**Mechanical data | Material data**

|                  |     |
|------------------|-----|
| Material housing | PBT |
|------------------|-----|

**Mechanical data | Mounting data**

|                 |                |
|-----------------|----------------|
| Mounting method | Schraubgewinde |
| Height          | 100 mm         |
| Width           | 50,2 mm        |
| Depth           | 17 mm          |

**Environmental characteristics | Climatic**

|                            |        |
|----------------------------|--------|
| Operating temperature min. | -20 °C |
| Operating temperature max. | 80 °C  |

**Installation | Cable**

|                                   |   |
|-----------------------------------|---|
| STOOW style jacket                | Hybrid, Signal, Power   |
| Cable identification              | 374   |
| Cable Type                        | 2   |
| Jacket Color                      | gray  |
| Type of Certificate               | cURus   |
| Amount stranding                  | 1   |
| Stranding                         | 4 wires twisted   |
| Amount stranding (type 2)         | 1   |
| Stranding (type 2)                | 9 wires around Stranding combination twisted  |
| wire arrangement                  | gray-pink, white, red-blue, green, (green-yellow, brown 1, blue 1, brown 2, blue 2, green-white, yellow, brown-green, gray) |
| Cable weight                      | 140,94 g/m  |
| Material jacket                   | PUR   |
| Shore hardness jacket             | 87 ± 5 Shore A  |
| Freedom from ingredients (jacket) | lead-free, cadmium-free, CFC-free, silicone-free  |
| Outer-diameter (jacket)           | 9,2 mm  |

|   |  |
|---|--|
| Tolerance outer diameter (sheath)                 | ± 5 %  |
| Material inner jacket                             | PVC  |
| Color (inner jacket)                              | gray   |
| Material wire insulation                          | PVC  |
| Amount wires                                      | 8  |
| Outer diameter insulation                         | 1,3 mm   |
| Outer diameter tolerance core insulation          | ± 5 %  |
| Shore hardness wire insulation                    | 43 ± 5 Shore D                                       |
| Material properties wire insulation               | good machinability                                   |
| Ingredient freeness wire insulation               | lead-free, cadmium-free, CFC-free, silicone-free     |
| Amount strands (wire)                             | 19   |
| Diameter of single wires                          | 0,15 mm  |
| Conductor crosssection (wire)                     | 0,34 mm²   |
| Material conductor wire                           | Stranded copper wire, bare                           |
| Conductor type (wire)                             | Strand class 5                                       |
| Traversing distance (C-track)                     | 5 m @ 25 °C   horizontal                             |
| Travel speed (C-track)                            | 5  |
| Material wire insulation (Power)                  | PVC  |
| Outer diameter wire insulation (Power)            | 1,8 mm   |
| Tolerance outer diameter wire insulation (Power)  | ±5 %   |
| Shore hardness wire insulation (Power)            | 43±5 Shore D   |
| Material properties wire insulation (Power)       | good machinability                                   |
| Ingredient freeness wire insulation (Power)       | lead-free, cadmium-free, CFC-free, silicone-free     |
| Printing colour wire insulation (Power)           | white (isolation blue), white (isolation brown)      |
| Amount strands wire (Power)                       | 42   |
| Diameter of single wires (Power)                  | 0,15 mm  |
| Wire conductor cross section (Power)              | 0,75 mm²   |
| Material conductor wire (Power)                   | Stranded copper wire, bare                           |
| Conductor type wire (Power)                       | strand class 6                                       |
| Max. rated voltage (conductor - conductor)        | 300 V  |
| Max. rated voltage (conductor - ground)           | 300 V  |
| Current load capacity (standard)                  | to DIN VDE 0298-4                                    |
| Current load capacity min. wire                   | 4 A  |
| Loop resistance                                   | 7,8 A  |
| Electrical resistance line constant wire          | 57 Ω/km @ 20 °C                                      |
| Electrical resistance coating wire (Power)        | 26 Ω/km @20 °C                                       |
| AC withstand voltage (wire - wire)                | 2 kV @ 60 s  |
| Power frequency withstand voltage (wire - jacket) | 2 kV @ 60 s  |
| Min. operating temperature (static)               | -30 °C   |
| Max. operating temperature (fixed)                | 80 °C  |
| Operating temperature min. (dynamic)              | -5 °C  |
| Operating temperature max. (dynamic)              | 70 °C  |
| Flame resistance                                  | UL 1581 § 1090   UL 1581 § 1100 FT2   IEC 60332-2-2  |
| chemical resistance                               | Good, application-related testing                    |
| Gasoline resistance                               | Good, application-related testing                    |
| Oil resistance                                    | Good, application-related testing   DIN EN 60811-404 |
| Bending radius (fixed)                            | 5 x Outer diameter                                   |
| Bending radius (dynamic)                          | 10 x Outer diameter                                  |
| Travel speed (C-track)                            | 2 Mio. @ 25 °C                                       |
| <b>Connection type 2</b>                          |  |
| Family construction form                          | free cable end                                       |
| Color contact carrier                             | gray   |

|                          |        |
|--------------------------|--------|
| No. of poles             | 13     |
| Family construction form | M12    |
| Gender                   | female |
| Color contact carrier    | black  |
| Coding                   | A      |
| No. of poles             | 5      |
| PIN 1                    | +      |
| PIN 2                    | NC S 2 |
| PIN 3                    | -      |
| PIN 4                    | NO S 1 |
| PIN 5                    | PE     |