

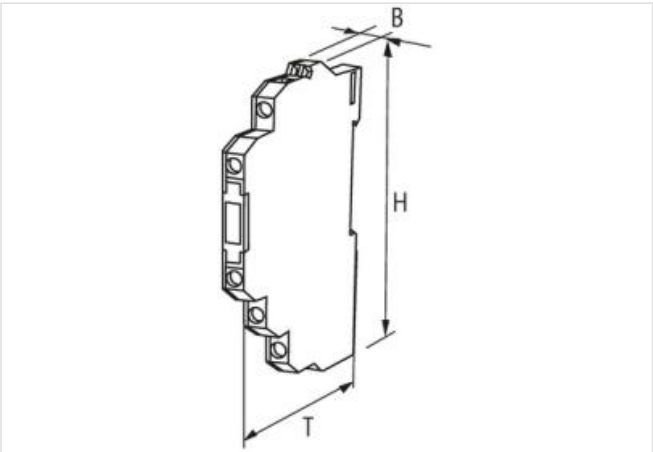
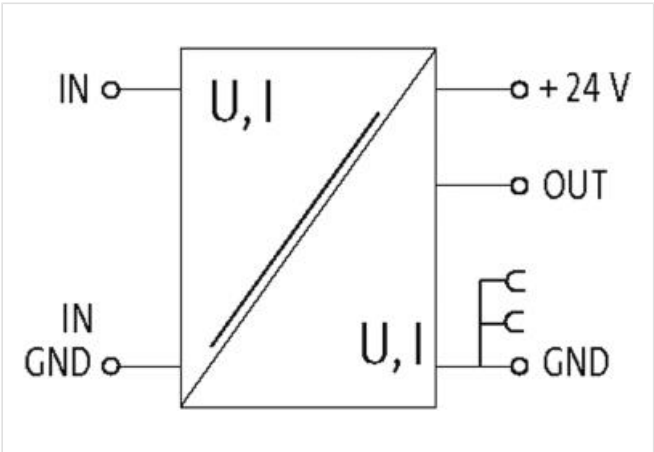
MIUW ANALOG COUPLER COMPONENT

IN: 4..20 mA - OUT: 0..10 V


INPUT: 4...20 mA
OUTPUT: 0...10 V DC, 20 mA
Screw terminals
Input and output galvanically separated

[Link to Product](#)

Illustration



Product may differ from Image



Commercial data	
ECLASS-6.0	27210990
ECLASS-6.1	27210990
ECLASS-7.0	27210990
ECLASS-8.0	27210990
ECLASS-9.0	27210990
ECLASS-10.1	27210990

ECLASS-11.1	27210990
ECLASS-12.0	27210990
ETIM-5.0	EC002477
customs tariff number	85437090
GTIN	4048879028455
Packaging unit	1
Electrical data	
Accuracy (of full scale)	0,5 %
Electrical data Supply	
Operating voltage DC	24 V
Operating voltage DC min.	19,2 V
Operating voltage DC max.	28,8 V
Operating current min.	50 mA
Operating current max.	70 mA
Electrical data Input	
Working resistance max.	250 Ω
Electrical data Output	
Output current max.	0,025 A
Industrial communication	
Transmission frequency max.	500 Hz
Device protection Electrical	
Rated surge voltage	1,5 kV
Mechanical data Mounting data	
Mounting method	geschnappt
Suitable for mounting type	mounting rail, (EN 60715)
Height	91 mm
Width	6,2 mm
Depth	71 mm
Environmental characteristics Climatic	
Operating temperature min.	0 °C
Operating temperature max.	60 °C
Connection type 5	
Connection	Screw terminals SK
Family construction form	terminal
Gender	female
No. of poles	1
PIN 1	GD 1
Connection	Screw terminals SK
Family construction form	terminal
Gender	female
No. of poles	1
PIN 1	In
Connection	Screw terminals SK
Family construction form	terminal
Gender	female
No. of poles	1
PIN 1	+ 24 V DC
Connection	Screw terminals SK
Family construction form	terminal
Gender	female
No. of poles	1

PIN 1	Out
Connection	Screw terminals SK
Family construction form	terminal
Gender	female
No. of poles	1
PIN 1	GD