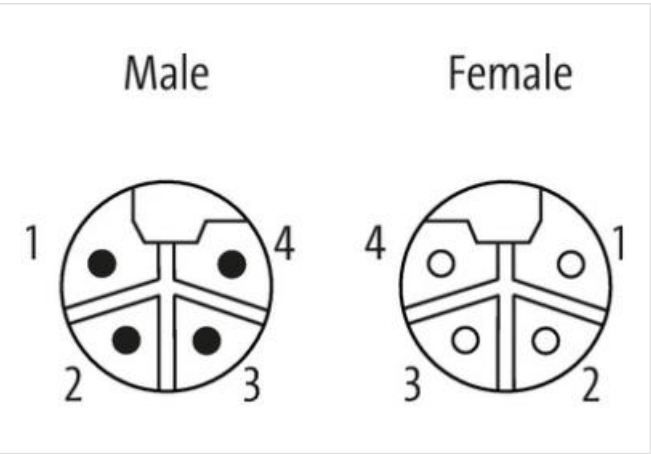
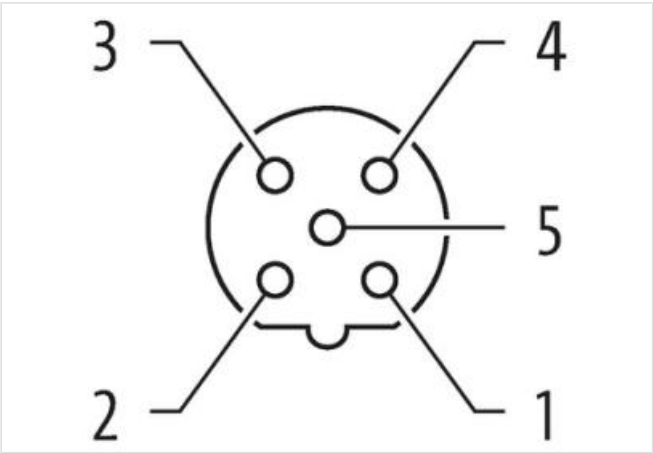


Xelity Managed Switch 10x 10/100BT IP67 M12L 4P

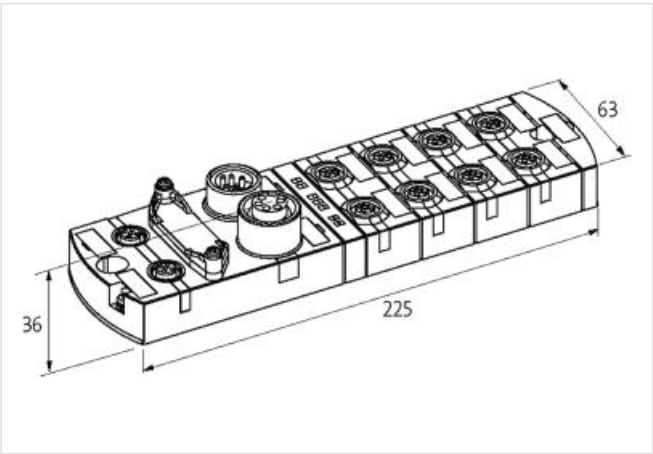
10 Port FE without PN  
M12 Power, 4-pole, L-coded  
Supply PIN 1/3  
Connection cables are in the online shop under "Connection Technology".

Link to Product

Illustration



Product may differ from Image



Commercial data	
ECLASS-6.1	19170106
ECLASS-7.0	19170106
ECLASS-8.0	19170106
ECLASS-9.0	19170401
ECLASS-10.1	19170401
ECLASS-11.1	19170401
ECLASS-12.0	19170401
customs tariff number	85176200

GTIN	4048879866255
Packaging unit	1
<b>Electrical data   Supply</b>	
Operating voltage DC	24 V
Operating voltage DC min.	9 V
Operating voltage DC max.	30 V
<b>Industrial communication</b>	
Data transmission rate max.	100 MBit/s
<b>Industrial communication   Ethernet functionality</b>	
Auto-crossover	yes
Auto-negotiation	yes
duplex	Full duplex
LLDP frames	forwarding
Ring topology	RSTP, STP
Switch type	managed
<b>Industrial communication   IIoT functions</b>	
Webserver	HTTP, HTTPS
<b>Switch Management</b>	
Addressing	BOOTP/DHCP client, DCP, SSH-Befehlszeile
NAT	1:1
RSTP (IEEE 802.1D-2004, IEC 62439-1)	Default on
Simple Network Management Protocol (SNMP)	v1, v2c, v3 (default active)
VLAN managed (IEEE 802.1Q)	yes
VLANs max. (IEEE 802.1Q)	64
Time synchronization	NTP client
<b>Diagnostics</b>	
Alarm contact	no
Diagnostic	No voltage
Remote maintenance	Open VPN client
LED display	Ethernet connection/data traffic
Port mirroring	1:1
RMON	yes
SNMP traps	yes
Syslog	yes
<b>Device protection   Electrical</b>	
Degree of protection (EN IEC 60529)	IP67
<b>Mechanical data   Material data</b>	
Material housing	Metal
<b>Mechanical data   Mounting data</b>	
Suitable for mounting type	2-hole screw mounting
Height	224,5 mm
Width	63 mm
Depth	37,4 mm
<b>Environmental characteristics   Climatic</b>	
Operating temperature min.	-25 °C
Operating temperature max.	70 °C
Derating from	70 °C
Storage temperature min.	-40 °C
Storage temperature max.	85 °C
<b>Connection type 3</b>	

Connection type 1	XD1
Connection type 2	XD2
Connection type 3	XF1-XF10
Family construction form	M12
Gender	male
Color contact carrier	black
Coding	L
No. of poles	5
PIN 1	24 V DC (UB 1) (US)
PIN 2	0 V (UA)
PIN 3	0 V (UB 1) (US)
PIN 4	24 V DC (UA)
PIN 5	n.c.
Family construction form	M12
Gender	female
Color contact carrier	black
Coding	L
No. of poles	4
PIN 1	24 V DC (UB 1) (US)
PIN 2	0 V (UA)
PIN 3	0 V (UB 1) (US)
PIN 4	24 V DC (UA)
Family construction form	M12
Gender	female
Color contact carrier	green
Coding	D
No. of poles	4
PIN 1	TD +
PIN 2	RD +
PIN 3	TD -
PIN 4	RD -