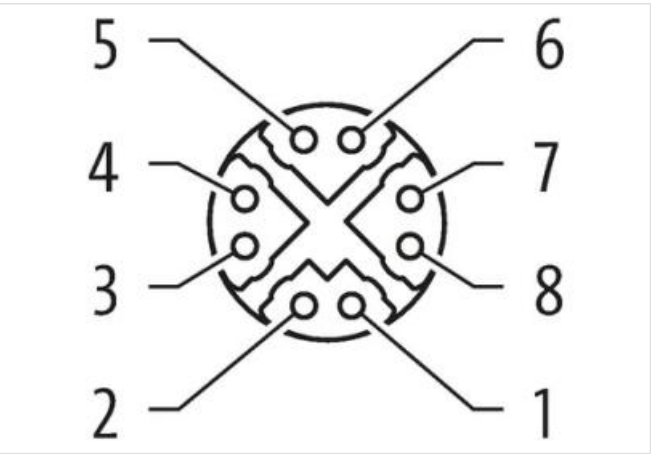
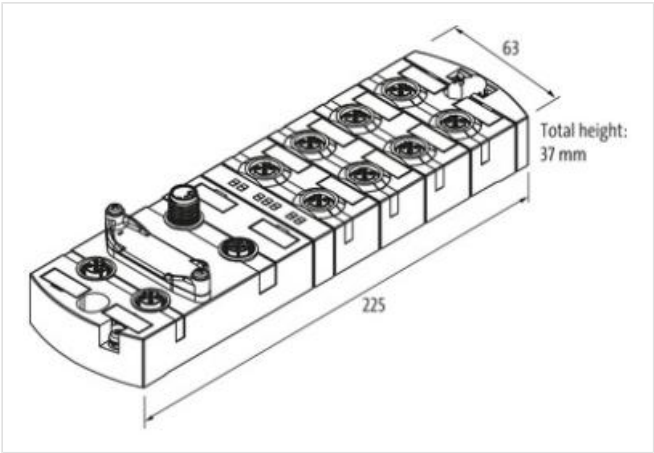


Xelity PROFINET Managed Switch 10x 10/100/1000BT IP67 M12L 5P

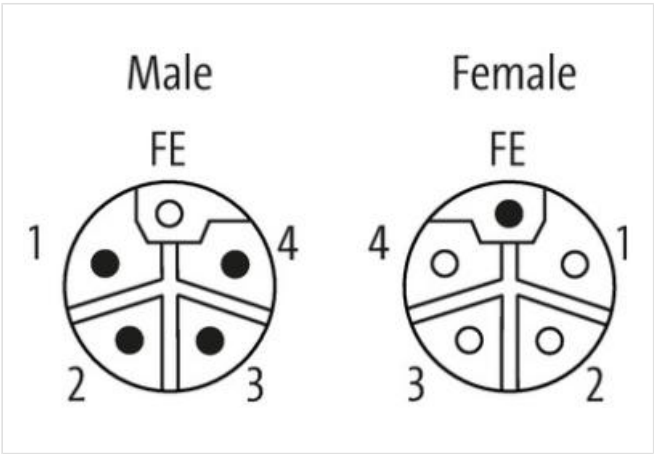
10-port managed IP67 PROFINET switch Metal  
PROFINET - Managed Switch  
M12 Power, 5-pole, L-coded  
Connection cables are in the online shop under "Connection Technology".

Link to Product

Illustration



Product may differ from Image



Commercial data	
ECLASS-6.1	19170106
ECLASS-7.0	19170106
ECLASS-8.0	19170106
ECLASS-9.0	19170401
ECLASS-10.1	19170401
ECLASS-11.1	19170401
ECLASS-12.0	19170401
customs tariff number	85176200

GTIN	4048879862592
Packaging unit	1
<b>Electrical data   Supply</b>	
Operating voltage DC min.	9 V
Operating voltage DC max.	36 V
<b>Industrial communication</b>	
Supported protocol	PROFINET
Data transmission rate max.	1000 MBit/s
<b>Industrial communication   Ethernet functionality</b>	
Auto-crossover	yes
Auto-negotiation	yes
duplex	Full duplex
LLDP frames	forwarding
Ring topology	RSTP, MRP, STP
Switch type	managed
<b>Industrial communication   Profinet</b>	
FSU (Fast-Start-Up)	no
MRP client	yes
PROFINET Netload Class	III
PROFINET addressing	DCP
PROFINET conformance class	B
PROFINET specification	V2.4
Shared device/input	no
<b>Industrial communication   IIoT functions</b>	
Webserver	HTTP, HTTPS
<b>Switch Management</b>	
Addressing	BOOTP/DHCP client, DCP, SSH-Befehlszeile
NAT	1:1
RSTP (IEEE 802.1D-2004, IEC 62439-1)	Default on
Simple Network Management Protocol (SNMP)	v1 + v2c + v3 (default active)
VLAN managed (IEEE 802.1Q)	yes
VLANs max. (IEEE 802.1Q)	64
Time synchronization	NTP client
<b>Diagnostics</b>	
Alarm contact	no
Diagnostic	No voltage
Remote maintenance	Open VPN client
LED display	Ethernet connection/data traffic
Port mirroring	1:1
RMON	yes
SNMP traps	yes
Syslog	yes
<b>Device protection   Electrical</b>	
Degree of protection (EN IEC 60529)	IP67
<b>Mechanical data   Material data</b>	
Material housing	Metal
<b>Mechanical data   Mounting data</b>	
Suitable for mounting type	2-hole screw mounting
Height	37 mm
Width	63 mm

Depth 225 mm

#### Environmental characteristics | Climatic

Operating temperature min.	-25 °C
Operating temperature max.	70 °C
Derating from	70 °C
Storage temperature min.	-40 °C
Storage temperature max.	85 °C

#### Connection type 3

Connection type 1	XD1
Connection type 2	XD2
Connection type 3	XF3-XF10
Family construction form	M12
Gender	male
Color contact carrier	gray
Coding	L
No. of poles	5
PIN 1	24 V DC (UB 1) (US)
PIN 2	0 V (UA)
PIN 3	0 V (UB 1) (US)
PIN 4	24 V DC (UA)
PIN 5	PE
Family construction form	M12
Gender	female
Color contact carrier	gray
Coding	L
No. of poles	5
PIN 1	24 V DC (UB 1) (US)
PIN 2	0 V (UA)
PIN 3	0 V (UB 1) (US)
PIN 4	24 V DC (UA)
PIN 5	PE
Family construction form	M12
Gender	female
Color contact carrier	green
Coding	X
No. of poles	8
PIN 1	DA +
PIN 2	DA -
PIN 3	DB +
PIN 4	DB -
PIN 5	DD +
PIN 6	DD -
PIN 7	DC -
PIN 8	DC +