

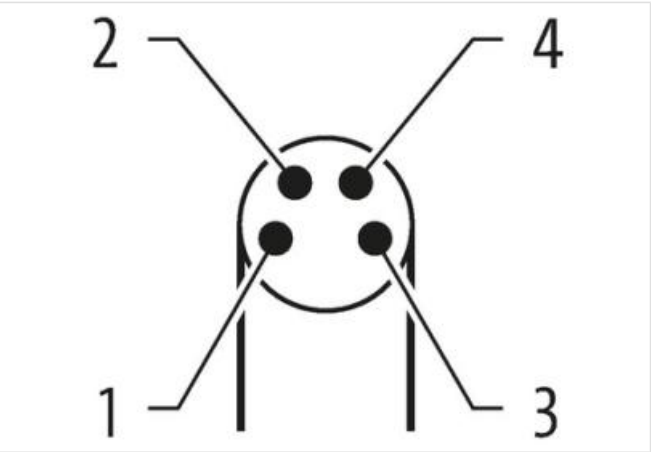

M8 male 90° A-cod. snap-in with cable

PVC 4x0.25 ye UL/CSA 1.5m

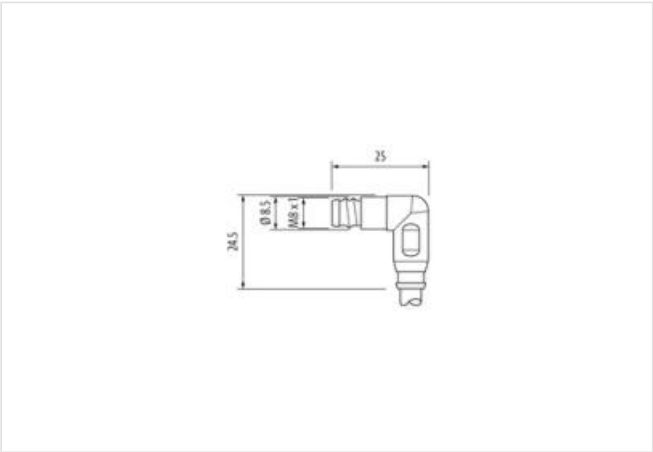
Male 90°  
M8 (Snap In), 4-pole  
with cable sleeves  
Plastic housings with good resistance against chemicals and oils.  
The resistance to aggressive media should be individually tested for your application. Further details on request.  
Further cable lengths on request.

Link to Product

Illustration



Product may differ from Image



Cable length 1,5 m

|                 |          |
|-----------------|----------|
| Side 1          |          |
| Mounting method | inserted |

|   |   |
|---|---|
| Family construction form                        | M8  |
| suitable for corrugated tube (internal Ø)       | 6,5 mm  |
| Cable outlet                                    | angled  |
| Coding  | A   |
| Material  | PUR   |
| No. of poles                                    | 4   |
| Degree of protection (EN IEC 60529)             | IP65  |
| <b>Side 2</b>                                   |   |
| Stripping length (jacket)                       | 20 mm   |
| Family construction form                        | free cable end  |
| <b>Commercial data</b>                          |   |
| ECLASS-6.0                                      | 27061801  |
| customs tariff number                           | 85444290  |
| Packaging unit                                  | 1   |
| <b>Electrical data   Supply</b>                 |   |
| Operating voltage AC max.                       | 50 V  |
| Operating voltage DC max.                       | 60 V  |
| Operating voltage AC (UL-listed)                | 30 V  |
| Operating voltage DC (UL-listed)                | 30 V  |
| Current operating per contact max.              | 4 A   |
| <b>Diagnostics</b>                              |   |
| Status indication LED                           | no  |
| <b>Installation   Connection</b>                |   |
| Stripping length (jacket)                       | 20 mm   |
| Mounting set                                    | M8 x 1  |
| <b>Device protection   Electrical</b>           |   |
| Additional condition protection degree          | inserted, locked  |
| Pollution Degree                                | 3   |
| Rated surge voltage                             | 1,5 kV  |
| Material group (IEC 60664-1)                    | I   |
| <b>Mechanical data   Material data</b>          |   |
| Coating of fitting                              | nickel plated   |
| Material screw connection                       | Brass   |
| <b>Mechanical data   Mounting data</b>          |   |
| Looking techniques                              | Snap In   |
| <b>Environmental characteristics   Climatic</b> |   |
| Operating temperature min.                      | -25 °C  |
| Operating temperature max.                      | 85 °C   |
| Additional condition temperature range          | depending on cable quality  |
| <b>Important installation notes</b>             |   |
| Note on strain relief                           | Protect the connectors by suitable measures from mechanical loads, e.g. by the usage of cable ties.   |
| Note on bending radius                          | <b>Attention:</b> Observe the permissible bending radii when laying cables, as the IP protection class can be endangered by excessive bending forces. |
| <b>Conformity</b>                               |   |
| Product standard                                | DIN EN 61076-2-104 (M8)   |
| <b>Installation   Cable</b>                     |   |
| Cable identification                            | 011   |
| Cable Type                                      | 1   |
| Jacket Color                                    | yellow  |

| Type of Certificate                               | cURus  |
|---|--|
| Amount stranding                                  | 1  |
| Stranding   | 4 wires twisted                                      |
| wire arrangement                                  | brown, black, blue, white                            |
| Cable weight                                      | 34,76 g/m  |
| Material jacket                                   | PVC  |
| Shore hardness jacket                             | 85 ± 5 Shore A                                       |
| Freedom from ingredients (jacket)                 | lead-free, cadmium-free, CFC-free, silicone-free     |
| Outer-diameter (jacket)                           | 4,8 mm   |
| Tolerance outer diameter (sheath)                 | ± 5 %  |
| Material wire insulation                          | PVC  |
| Amount wires                                      | 4  |
| Outer diameter insulation                         | 1,25 mm  |
| Outer diameter tolerance core insulation          | ± 5 %  |
| Shore hardness wire insulation                    | 45 ± 5 Shore D                                       |
| Material properties wire insulation               | good machinability                                   |
| Ingredient freeness wire insulation               | lead-free, cadmium-free, CFC-free, silicone-free     |
| Amount strands (wire)                             | 14   |
| Diameter of single wires                          | 0,15 mm  |
| Conductor crosssection (wire)                     | 0,25 mm²   |
| Material conductor wire                           | Stranded copper wire, bare                           |
| Conductor type (wire)                             | Strand class 5                                       |
| Nominal voltage AC max.                           | 300 V  |
| Current load capacity (standard)                  | to DIN VDE 0298-4                                    |
| Current load capacity min. wire                   | 3,6 A  |
| Electrical resistance line constant wire          | 79 Ω/km @ 20 °C                                      |
| AC withstand voltage (wire - wire)                | 2 kV @ 60 s  |
| Power frequency withstand voltage (wire - jacket) | 2 kV @ 60 s  |
| Min. operating temperature (static)               | -30 °C   |
| Max. operating temperature (fixed)                | 80 °C  |
| Operating temperature min. (dynamic)              | -5 °C  |
| Operating temperature max. (dynamic)              | 80 °C  |
| Flame resistance                                  | UL 1581 § 1100 FT2   IEC 60332-2-2   UL 1581 § 1090  |
| chemical resistance                               | Good, application-related testing                    |
| Gasoline resistance                               | Good, application-related testing                    |
| Oil resistance                                    | Good, application-related testing   DIN EN 60811-404 |
| Bending radius (fixed)                            | 5 x Outer diameter                                   |
| Bending radius (dynamic)                          | 10 x Outer diameter                                  |