

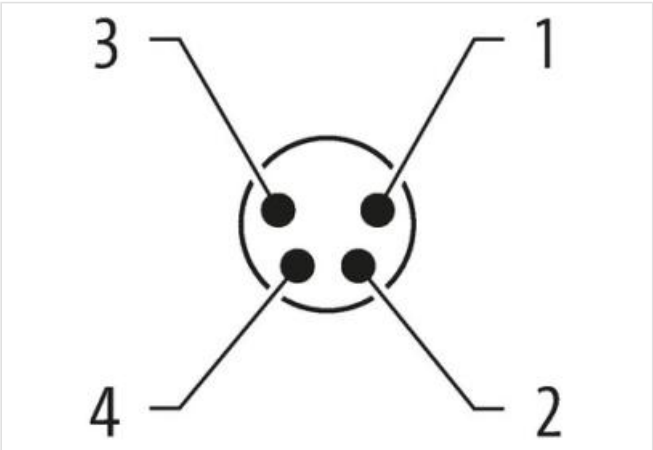
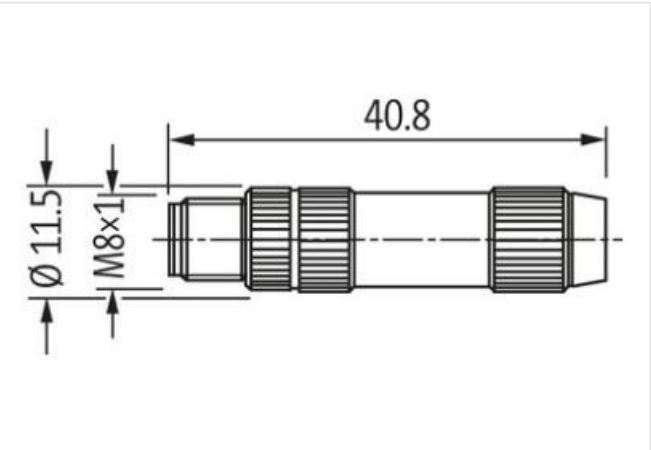
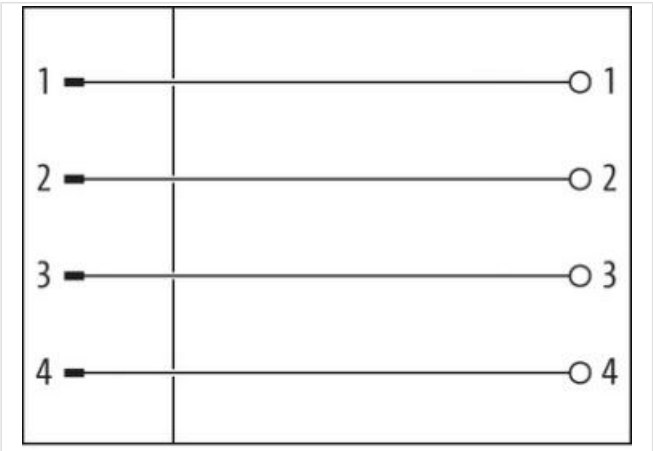
M8 male 0° A-cod. IDC

4-pol., 0,14 - 0,34mm², 2,5 - 5,1mm

IDC terminals
Male straight
M8, 4-pole
Connection cross section: 0.14...0.34 mm²
Sealing comb included in delivery

Link to Product

Illustration



Product may differ from Image



Side 1	
Mounting method	inserted, screwed
Family construction form	M8
Material contact	Copper alloy
Material	PA
No. of poles	4

Width across flats	SW9
Degree of protection (EN IEC 60529)	IP67
Commercial data	
ECLASS-6.0	27279221
ECLASS-7.0	27440104
ECLASS-8.0	27440104
ECLASS-9.0	27440102
ECLASS-10.1	27440102
ECLASS-11.1	27440102
ECLASS-12.0	27440116
ETIM-5.0	EC002635
customs tariff number	85366990
GTIN	4048879224710
Packaging unit	1
Electrical data Supply	
Operating voltage AC max.	32 V
Operating voltage DC max.	32 V
Current operating per contact max.	4 A
Installation	
Connection cross section min.	0,14 mm ²
Connection cross section max.	0,34 mm ²
Single wire diameter min.	0,1 mm
Installation Connection	
Wire insulation diameter min.	1 mm
Wire insulation diameter max.	1,6 mm
Connection	Cut clamps IDC
Tightening torque	0,4 Nm
Mounting set	M8 x 1
Mating cycles min.	100
Installation Pin assignment	
Configuration	fully used
Device protection Electrical	
Additional condition protection degree	inserted, screwed
Pollution Degree	3
Rated surge voltage	0,8 kV
Insulation resistance min.	100 MΩ
Material group (IEC 60664-1)	I
Overvoltage category (EN 60950-1)	III
Mechanical data Material data	
Coating locking	Nickeled
Locking material	Zinc die-casting
Mechanical data Mounting data	
Mounting method	inserted, screwed, Shaking protection
Clamping range min.	2,5 mm
Clamping range max.	5,1 mm
Height	40,8 mm
Width	11,5 mm
Depth	11,5 mm
Environmental characteristics Climatic	
Operating temperature min.	-25 °C
Operating temperature max.	85 °C

Important installation notes

Note on strain relief	Protect the connectors by suitable measures from mechanical loads, e.g. by the usage of cable ties.
Note on bending radius	Attention: Observe the permissible bending radii when laying cables, as the IP protection class can be endangered by excessive bending forces.

Conformity

Product standard	DIN EN 61076-2-114 (M8)
------------------	-------------------------