

**M12 female 0° A-cod. with cable**

PUR AWG24+22 shielded vt UL/CSA+drag ch. 0.5m

DeviceNet, CANopen

Female straight

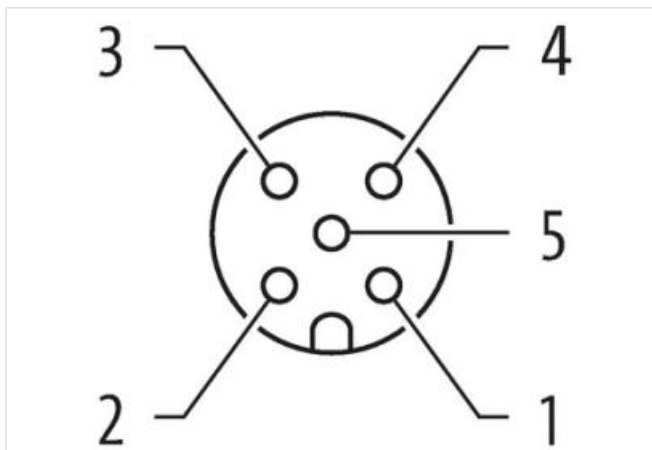
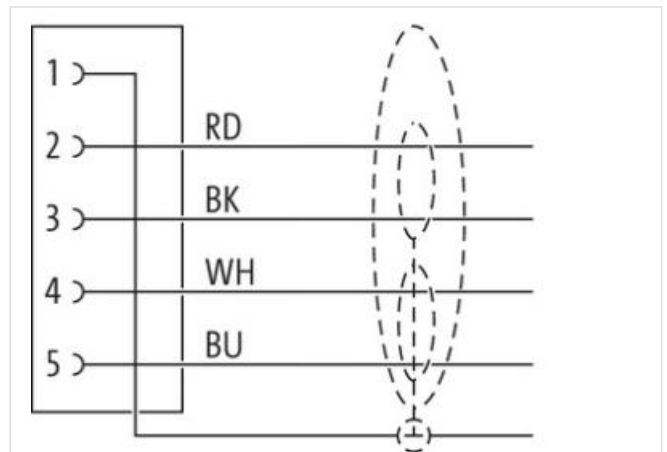
M12, 5-pole

A-coded

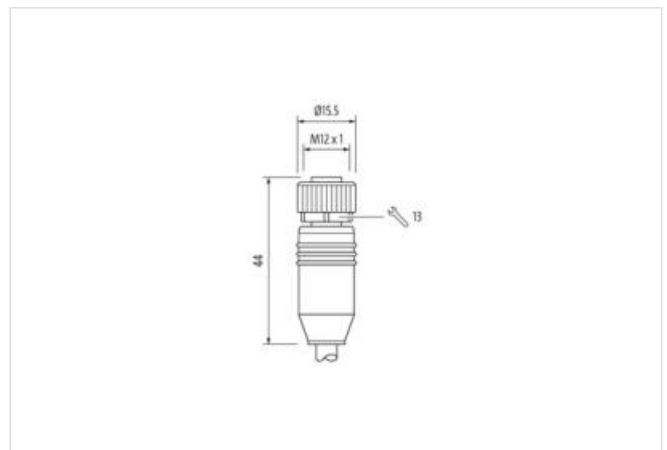
Plastic housings with good resistance against chemicals and oils.


The resistance to aggressive media should be individually tested for your application. Further details on request.

Further cable lengths on request.

**[Link to Product](#)****Illustration**

Product may differ from Image





|              |       |
|--------------|-------|
| Cable length | 0,5 m |
|--------------|-------|

#### Side 1

|                                     |                   |
|-------------------------------------|-------------------|
| Tightening torque                   | 0,6 Nm            |
| Mounting method                     | inserted, screwed |
| Family construction form            | M12               |
| Thread                              | M12 x 1           |
| Coding                              | A                 |
| Material                            | PUR               |
| Width across flats                  | SW13              |
| Degree of protection (EN IEC 60529) | IP65, IP66K, IP67 |

#### Side 2

|                           |       |
|---------------------------|-------|
| Stripping length (jacket) | 20 mm |
|---------------------------|-------|

#### Commercial data

|                       |               |
|-----------------------|---------------|
| ECLASS-6.0            | 27061801      |
| ECLASS-6.1            | 27060307      |
| ECLASS-7.0            | 27060307      |
| ECLASS-8.0            | 27060307      |
| ECLASS-9.0            | 27060307      |
| ECLASS-10.1           | 27060307      |
| ECLASS-11.1           | 27060307      |
| ECLASS-12.0           | 27060307      |
| ETIM-5.0              | EC001855      |
| customs tariff number | 85444290      |
| GTIN                  | 4048879622745 |
| Packaging unit        | 1             |

#### Electrical data | Supply

|                                    |      |
|------------------------------------|------|
| Operating voltage AC max.          | 60 V |
| Operating voltage DC max.          | 60 V |
| Operating voltage AC (UL-listed)   | 30 V |
| Operating voltage DC (UL-listed)   | 30 V |
| Current operating per contact max. | 4 A  |

#### Installation | Connection

|                           |         |
|---------------------------|---------|
| Stripping length (jacket) | 20 mm   |
| Mounting set              | M12 x 1 |

#### Device protection | Electrical

|  |                   |
|--|-------------------|
| Additional condition protection degree | inserted, screwed |
| Pollution Degree                       | 3                 |
| Rated surge voltage                    | 1,5 kV            |
| Material group (IEC 60664-1)           | I                 |

#### Mechanical data

|                             |         |
|-----------------------------|---------|
| Contour for corrugated hose | without |
|-----------------------------|---------|

#### Mechanical data | Material data

|                           |                  |
|---------------------------|------------------|
| Coating locking           | Nickeled         |
| Coating of fitting        | nickel plated    |
| Material gasket           | FKM              |
| Locking material          | Zinc die-casting |
| Material screw connection | Zinc die-casting |

#### Mechanical data | Mounting data

|                 |                                       |
|-----------------|---------------------------------------|
| Mounting method | inserted, screwed, Shaking protection |
|-----------------|---------------------------------------|

#### Environmental characteristics | Climatic

|  |                            |
|--|----------------------------|
| Operating temperature min.             | -25 °C                     |
| Operating temperature max.             | 85 °C                      |
| Additional condition temperature range | depending on cable quality |

#### Important installation notes

|                        |   |
|------------------------|---|
| Note on strain relief  | Protect the connectors by suitable measures from mechanical loads, e.g. by the usage of cable ties.   |
| Note on bending radius | <b>Attention:</b> Observe the permissible bending radii when laying cables, as the IP protection class can be endangered by excessive bending forces. |

#### Conformity

|                  |                          |
|------------------|--------------------------|
| Product standard | DIN EN 61076-2-101 (M12) |
|------------------|--------------------------|

#### Installation | Cable

|   |  |
|---|--|
| wire arrangement                                | (white, blue), (black, red)                                    |
| Cable identification                            | 803  |
| Jacket Color                                    | violet   |
| Type of Certificate                             | cURus  |
| Amount stranding                                | 1  |
| Stranding                                       | 2 wires twisted  |
| Amount stranding (type 2)                       | 1  |
| Stranding (type 2)                              | 2 Stranded joints twisted                                      |
| Cable shielding (type)                          | copper braid, tinned   |
| Cable shielding (coverage)                      | 65 %   |
| Banding   | Foil   |
| Drain wire (cross-section)                      | 22 AWG   |
| wire arrangement                                | (white, blue), (black, red)                                    |
| Cable weight                                    | 63,12 g/m  |
| Material jacket                                 | PUR  |
| Shore hardness jacket                           | 90 ± 5 Shore A   |
| Freedom from ingredients (jacket)               | lead-free, cadmium-free, CFC-free, halogen-free, silicone-free |
| Outer-diameter (jacket)                         | 6,9 mm   |
| Tolerance outer diameter (sheath)               | ± 5 %  |
| Material wire insulation                        | PE   |
| Amount wires                                    | 2  |
| Outer diameter insulation                       | 2,1 mm   |
| Outer diameter tolerance core insulation        | ± 5 %  |
| Shore hardness wire insulation                  | 64 ± 5 Shore D   |
| Ingredient freeness wire insulation             | lead-free, CFC-free, halogen-free                              |
| Amount strands (wire)                           | 19   |
| Diameter of single wires                        | 24 AWG   |
| Conductor crosssection (wire)                   | 24 AWG   |
| Drain wire (cross-section)                      | 22 AWG   |
| Material conductor wire                         | copper stranded wire, tinned                                   |
| Electrical function wire                        | Data   |
| Material wire insulation (Data)                 | PE   |
| Outer diameter wire insulation (Data)           | 1,5 mm   |
| Tolerance outer diameter wire insulation (data) | ± 53 %   |
| Ingredient freeness wire insulation (Data)      | lead-free, CFC-free, halogen-free                              |

The information in this Product-PDF has been compiled with the utmost care.

Liability for the correctness completeness and topicality of the information is restricted to gross negligence. Version: 2024-05-21

Murrelektronik Inc. | 1327 Northbrook Parkway, Suite 460 | Suwanee, GA 30024 | Fon +1 770 497-9292 | Fax +1 770 497-9391 | shop@murrinc.com | shop.murrinc.com

|   |  |
|---|--|
| Amount wires (Data)                       | 2  |
| Amount strands wire (Data)                | 19   |
| Diameter of single wires (Data)           | 22 AWG   |
| Conductor crosssection wire (Data)        | 22 AWG   |
| Material conductor wire (Data)            | copper stranded wire, tinned                         |
| Electrical function wire (data)           | Power  |
| Nominal voltage AC max.                   | 300 V  |
| Current load capacity (standard)          | to DIN VDE 0298-4                                    |
| Current load capacity min. wire           | 4,5 A  |
| Current load capacity min. Wire (Data)    | 6 A  |
| Electrical function wire                  | Data   |
| Electrical function wire (data)           | Power  |
| Characteristic impedance                  | 120 $\Omega \pm 10\%$ @ 1 MHz                        |
| Electrical resistance line constant wire  | 78 $\Omega/\text{km}$                                |
| Electrical resistance coating wire (Data) | 54 $\Omega/\text{km}$                                |
| AC withstand voltage (wire - wire)        | 2 kV @ 60 s  |
| Electric capacitance                      | 40000 pF/km  |
| AC withstand voltage (wire - shield)      | 2 kV @ 60 s  |
| Min. operating temperature (static)       | -40 °C   |
| Max. operating temperature (fixed)        | 80 °C  |
| Operating temperature min. (dynamic)      | -30 °C   |
| Operating temperature max. (dynamic)      | 70 °C  |
| Flame resistance                          | UL 1581 § 1100 FT2   IEC 60332-2-2   UL 1581 § 1090  |
| chemical resistance                       | Good, application-related testing                    |
| Gasoline resistance                       | Good, application-related testing                    |
| Oil resistance                            | DIN EN 60811-404   Good, application-related testing |
| Bending radius (installation)             | x Outer diameter                                     |
| Bending radius (fixed)                    | 6 x Outer diameter                                   |
| Bending radius (dynamic)                  | 10 x Outer diameter                                  |
| No. of bending cycles (C-track)           | 1 Mio.   |
| Traversing distance (C-track)             | 5 m  |
| Travel speed (C-track)                    | 3 m/s  |
| No. of torsion cycles                     | 2 Mio.   |
| Torsion stress                            | $\pm 30$ °/m   |
| Torsion speed                             | 35 cycles/min  |