

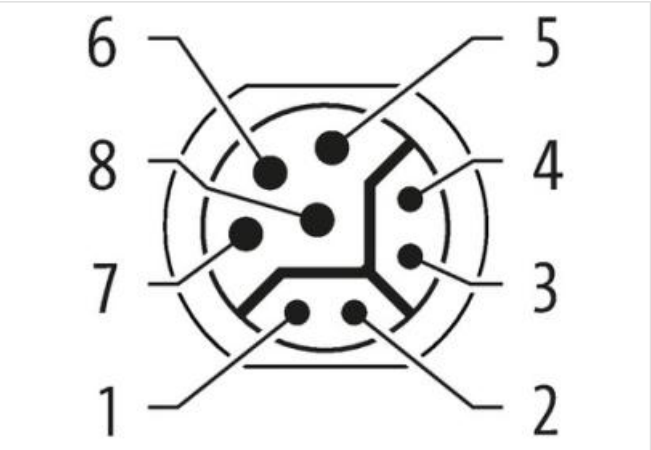
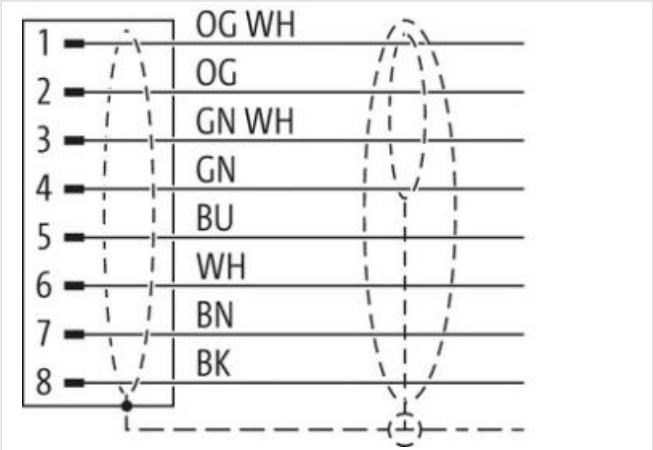
M12 male recept. Y-cod. shielded rear

PUR AWG20/26 shielded bk UL/CSA+drag ch. 1m


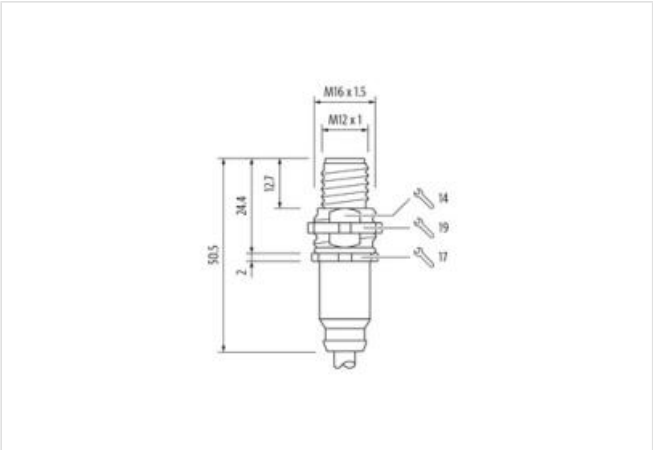
Ethernet CAT5  
Flange male  
M12, 8-pole  
Y-coded  
shielded  
Further cable lengths on request.  
The resistance to aggressive media should be individually tested for your application. Further details on request.

Link to Product

Illustration



Product may differ from Image



|                   |        |
|-------------------|--------|
| Cable length      | 1 m    |
| Side 1            |        |
| Tightening torque | 0,6 Nm |

|                                     |                   |
|-------------------------------------|-------------------|
| Mounting method                     | inserted, screwed |
| Coating head                        | nickel plated     |
| Family construction form            | M12               |
| Thread                              | M12 x 1           |
| Coding                              | Y                 |
| Material                            | Brass             |
| Degree of protection (EN IEC 60529) | IP67              |

**Commercial data**

|                       |               |
|-----------------------|---------------|
| ECLASS-6.0            | 27279220      |
| ECLASS-6.1            | 27279220      |
| ECLASS-7.0            | 27440103      |
| ECLASS-8.0            | 27440103      |
| ECLASS-9.0            | 27440103      |
| ECLASS-10.1           | 27440103      |
| ECLASS-11.1           | 27440103      |
| ECLASS-12.0           | 27440103      |
| ETIM-5.0              | EC001855      |
| customs tariff number | 85444290      |
| GTIN                  | 4048879562614 |
| Packaging unit        | 1             |

**Electrical data | Supply**

|  |       |
|--|-------|
| Operating voltage DC max.                | 30 V  |
| Operating current per data contact max.  | 0,5 A |
| Operating current per power contact max. | 6 A   |

**Industrial communication**

|                             |  |
|-----------------------------|--|
| Transfer parameters         | CAT5, Class D (ISO/IEC 11801:2002), (EN 50173-1) |
| Data transmission rate max. | 100 MBit/s                                       |

**Industrial communication | Ethernet functionality**

|        |             |
|--------|-------------|
| duplex | Full duplex |
|--------|-------------|

**Installation | Connection**

|                    |           |
|--------------------|-----------|
| Mounting set       | M16 x 1.5 |
| Width across flats | SW19      |

**Device protection | Electrical**

|  |                   |
|--|-------------------|
| Protection NEMA                        | 3, 4, 6P          |
| Additional condition protection degree | inserted, screwed |
| Pollution Degree                       | 3                 |
| Rated surge voltage                    | 0,8 kV            |
| Material group (IEC 60664-1)           | I                 |

**Mechanical data | Material data**

|                           |               |
|---------------------------|---------------|
| Coating housing           | nickel plated |
| Coating locking           | nickel plated |
| Coating of fitting        | nickel plated |
| Locking material          | Brass         |
| Material screw connection | Brass         |

**Mechanical data | Mounting data**

|                    |                |
|--------------------|----------------|
| Mounting method    | Schraubgewinde |
| Looking techniques | Schraubgewinde |

**Environmental characteristics | Climatic**

|  |                            |
|--|----------------------------|
| Operating temperature min.             | -25 °C                     |
| Operating temperature max.             | 85 °C                      |
| Additional condition temperature range | depending on cable quality |

| Important installation notes                    |   |
|---|---|
| Note on strain relief                           | Protect the connectors by suitable measures from mechanical loads, e.g. by the usage of cable ties.   |
| Note on bending radius                          | <b>Attention:</b> Observe the permissible bending radii when laying cables, as the IP protection class can be endangered by excessive bending forces. |
| Approvals                                       |   |
| UL 50E  | yes   |
| Installation   Cable                            |   |
| wire arrangement                                | black, brown, white, blue, (orange-white, green, orange, green-white)   |
| Cable identification                            | 805   |
| Jacket Color                                    | black   |
| Type of Certificate                             | cURus   |
| Amount stranding                                | 1   |
| Stranding                                       | 4 wires around 1 Filler twisted   |
| Amount stranding (type 2)                       | 1   |
| Stranding (type 2)                              | 4 wires around Stranding combination with Filler twisted  |
| Cable shielding (type)                          | copper braid, tinned  |
| Cable shielding (coverage)                      | 85 %  |
| Pair shielding (type)                           | copper braid, tinned  |
| Banding   | Fleece, Foil  |
| Filler  | yes   |
| wire arrangement                                | black, brown, white, blue, (orange-white, green, orange, green-white)   |
| Cable weight                                    | 107,8 g/m   |
| Material jacket                                 | PUR   |
| Shore hardness jacket                           | 90 ± 5 Shore A  |
| Freedom from ingredients (jacket)               | lead-free, cadmium-free, CFC-free, halogen-free, silicone-free  |
| Outer-diameter (jacket)                         | 8,1 mm  |
| Tolerance outer diameter (sheath)               | ± 5 %   |
| Material wire insulation                        | PP  |
| Amount wires                                    | 4   |
| Outer diameter insulation                       | 1,5 mm  |
| Outer diameter tolerance core insulation        | ± 5 %   |
| Shore hardness wire insulation                  | 55 ± 5 Shore D  |
| Ingredient freeness wire insulation             | lead-free, cadmium-free, CFC-free, halogen-free, silicone-free  |
| Amount strands (wire)                           | 19  |
| Diameter of single wires                        | 20 AWG  |
| Conductor crosssection (wire)                   | 20 AWG  |
| Material conductor wire                         | Stranded copper wire, bare  |
| Material wire insulation (Data)                 | PP  |
| Outer diameter wire insulation (Data)           | 1,1 mm  |
| Tolerance outer diameter wire insulation (data) | ± 5 %   |
| Shore hardness wire insulation (Data)           | 55 ± 5 Shore D  |
| Ingredient freeness wire insulation (Data)      | lead-free, cadmium-free, CFC-free, halogen-free, silicone-free  |
| Amount wires (Data)                             | 4   |
| Amount strands wire (Data)                      | 19  |
| Diameter of single wires (Data)                 | 26 AWG  |
| Conductor crosssection wire (Data)              | 26 AWG  |
| Material conductor wire (Data)                  | Stranded copper wire, bare  |
| Nominal voltage AC max.                         | 60 V  |
| Current load capacity (standard)                | to DIN VDE 0298-4   |
| Current load capacity min. wire                 | 5,9 A   |
| Current load capacity min. Wire (Data)          | 2 A   |
| Characteristic impedance                        | 100 Ω ± 15 % @ 1 MHz  |
| Electrical resistance line constant wire        | 35 Ω/km   |

|   |  |
|---|--|
| Electrical resistance coating wire (Data)         | 140 Ω/km   |
| AC withstand voltage (wire - wire)                | 1 kV @ 60 s  |
| Electrical capacity line constant (wire - wire)   | 52000 pF/km  |
| Power frequency withstand voltage (wire - jacket) | 1 kV @ 60 s  |
| AC withstand voltage (wire - shield)              | 1 kV @ 60 s  |
| Isolation resistance                              | 5000 MΩ  |
| Min. operating temperature (static)               | -50 °C   |
| Max. operating temperature (fixed)                | 80 °C / 90 °C @ 10000 h Operation                    |
| Operating temperature min. (dynamic)              | -40 °C   |
| Operating temperature max. (dynamic)              | 80 °C / 90 °C @ 10000 h Operation                    |
| Flame resistance                                  | UL 1581 § 1090   UL 1581 § 1100 FT2   IEC 60332-2-2  |
| chemical resistance                               | Good, application-related testing                    |
| Gasoline resistance                               | Good, application-related testing                    |
| Oil resistance                                    | DIN EN 60811-404   Good, application-related testing |
| Bending radius (installation)                     | x Outer diameter                                     |
| Bending radius (fixed)                            | 5 x Outer diameter                                   |
| Bending radius (dynamic)                          | 10 x Outer diameter                                  |
| No. of bending cycles (C-track)                   | 5 Mio.   |
| Traversing distance (C-track)                     | 5 m  |
| Travel speed (C-track)                            | 3,3 m/s  |
| No. of torsion cycles                             | 2 Mio.   |
| Torsion stress                                    | ± 30 °/m   |
| Torsion speed                                     | 35 cycles/min  |