

## SVS VALVE PLUG FORM A 18MM FIELD-WIREABLE

24V LED PG9 Power Switch

Form A (18 mm)

12...30 V DC

LED and switching amplifier

PG9

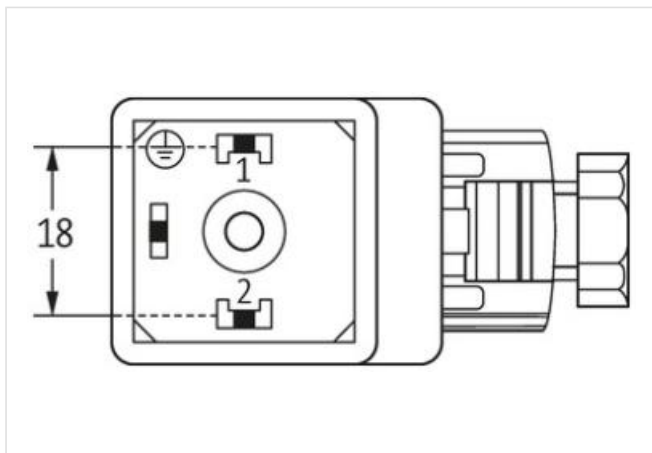
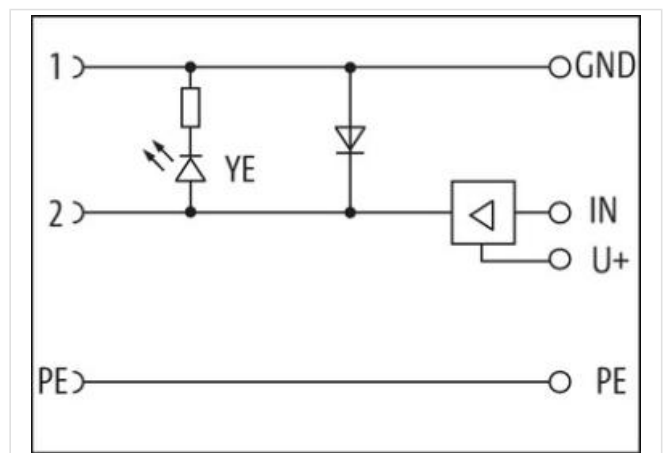
short-circuit and overload protected

Plastic housings with good resistance against chemicals and oils.

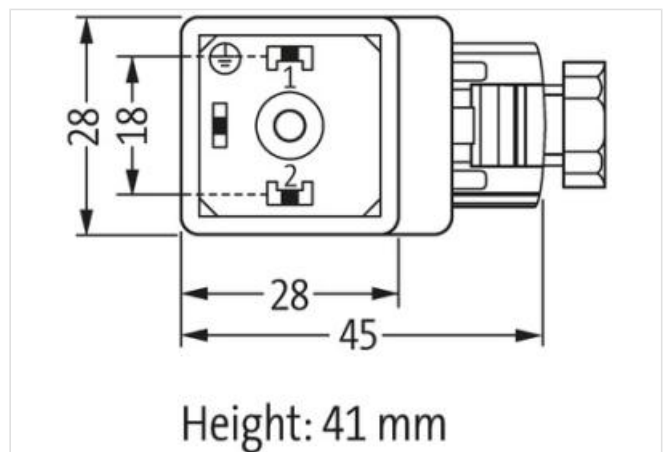
The resistance to aggressive media should be individually tested for your application. Further details on request.

### Link to Product

#### Illustration



Product may differ from Image



#### Side 1

Mounting method inserted, screwed

Degree of protection (EN IEC 60529) IP65

#### Commercial data

ECLASS-6.0	27279221
ECLASS-7.0	27440104
ECLASS-8.0	27440104
ECLASS-9.0	27440102
ECLASS-10.1	27440105
ECLASS-11.1	27440105
ECLASS-12.0	27440105
ETIM-5.0	EC002062
customs tariff number	85366990
GTIN	4048879187381
Packaging unit	1

#### Electrical data | Supply

Operating voltage DC min.	12 V
Operating voltage DC max.	30 V
Current operating per contact max.	2 A

#### Diagnostics

Status indication LED	yellow
-----------------------	--------

#### Installation

Connection cross section max.	1,5 mm <sup>2</sup>
-------------------------------	---------------------

#### Installation | Connection

Tightening torque	0,4 Nm
Mounting set	M3

#### Installation | Pin assignment

No. of poles	2 + PE
--------------	--------

#### Device protection | Electrical

Additional condition protection degree	inserted, screwed
Short-circuit protected	yes

#### Mechanical data | Mounting data

Mounting method	PG9
Clamping range min.	5 mm
Clamping range max.	9,5 mm

#### Environmental characteristics | Climatic

Operating temperature min.	-20 °C
Operating temperature max.	60 °C

#### Important installation notes

Note on strain relief	Protect the connectors by suitable measures from mechanical loads, e.g. by the usage of cable ties.
Note on bending radius	<b>Attention:</b> Observe the permissible bending radii when laying cables, as the IP protection class can be endangered by excessive bending forces.