

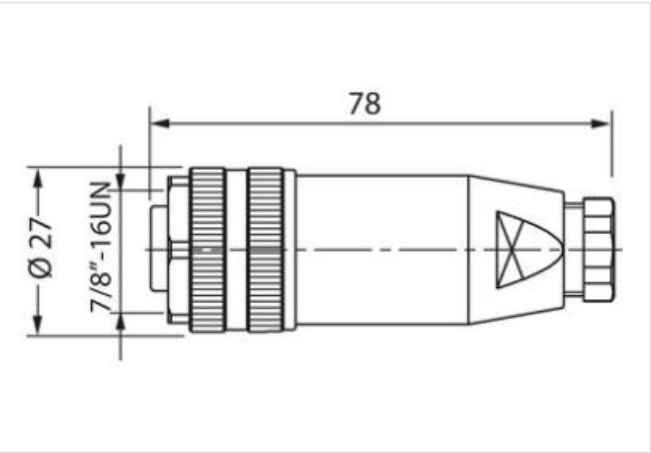
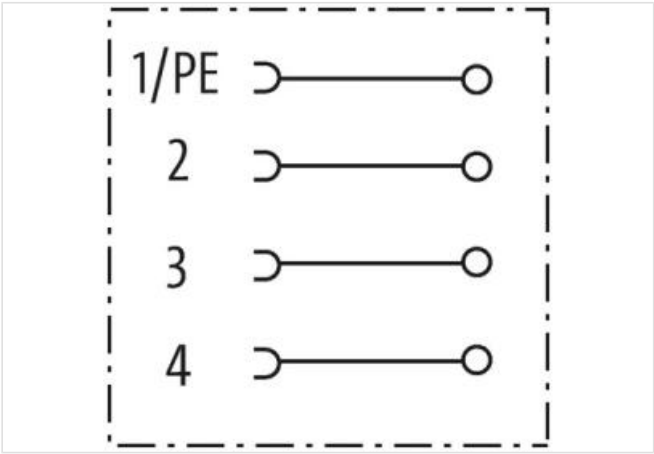
**7/8" female 0° screw terminal**

4-pol., max. 1,5mm², 6 -8mm

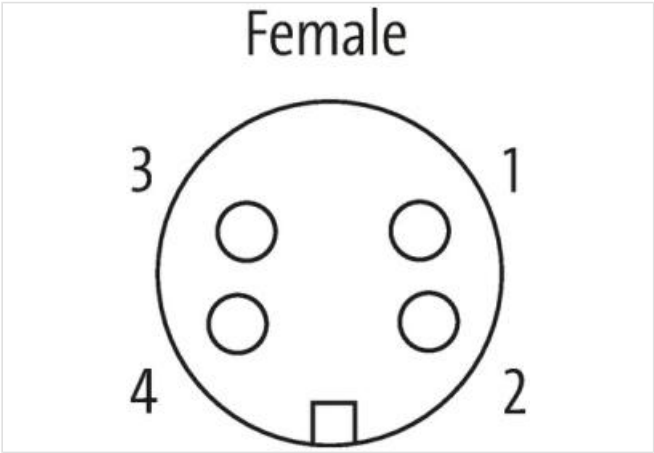
Female straight  
7/8" (4-pole)  
Screw terminals  
Plastic housings with good resistance against chemicals and oils.  
The resistance to aggressive media should be individually tested for your application. Further details on request.

**Link to Product**

**Illustration**



Product may differ from Image



Side 1	
Family construction form	7/8"
Material contact	Brass, Bronze
No. of poles	4
Commercial data	
ECLASS-6.0	27279218

ECLASS-6.1	27260702
ECLASS-7.0	27440102
ECLASS-8.0	27440102
ECLASS-9.0	27440116
ECLASS-10.1	27440102
ECLASS-11.1	27440102
ECLASS-12.0	27440116
ETIM-5.0	EC002635
customs tariff number	85366990
GTIN	4048879134743
Packaging unit	1

#### Electrical data | Supply

Operating voltage AC max.	300 V
Operating voltage DC max.	300 V
Operating current max.	9 A

#### Installation

Connection cross section max.	1,5 mm <sup>2</sup>
AWG number max.	16

#### Installation | Connection

Connection	Screw terminals SK
Family construction form	7/8"
Mating cycles min.	100

#### Device protection

Shielded	no
----------	----

#### Device protection | Electrical

Degree of protection (EN IEC 60529)	IP67
Additional condition protection degree	inserted, screwed
Pollution Degree	3
Rated surge voltage	4 kV
Insulation resistance min.	10000 MΩ
Overvoltage category (EN 60664-1)	III
Overvoltage category (EN 60950-1)	III

#### Mechanical data | Material data

Coating contact	gold plated
Material housing	PA, PUR

#### Mechanical data | Mounting data

Clamping range min.	6 mm
Clamping range max.	8 mm

#### Environmental characteristics | Climatic

Operating temperature min.	-25 °C
Operating temperature max.	85 °C

#### Important installation notes

Note on strain relief	Protect the connectors by suitable measures from mechanical loads, e.g. by the usage of cable ties.
Note on bending radius	<b>Attention:</b> Observe the permissible bending radii when laying cables, as the IP protection class can be endangered by excessive bending forces.