

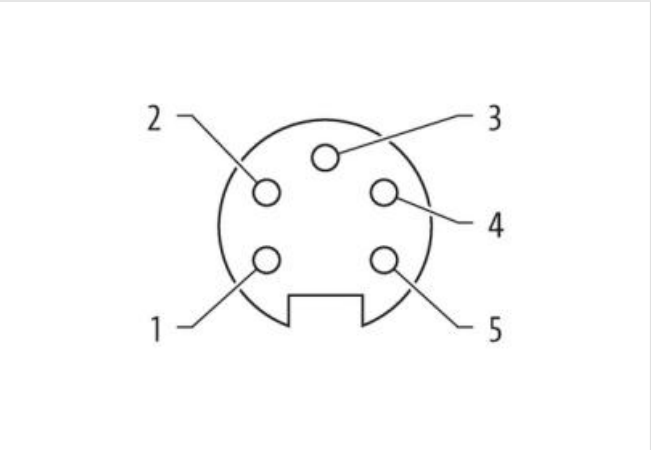
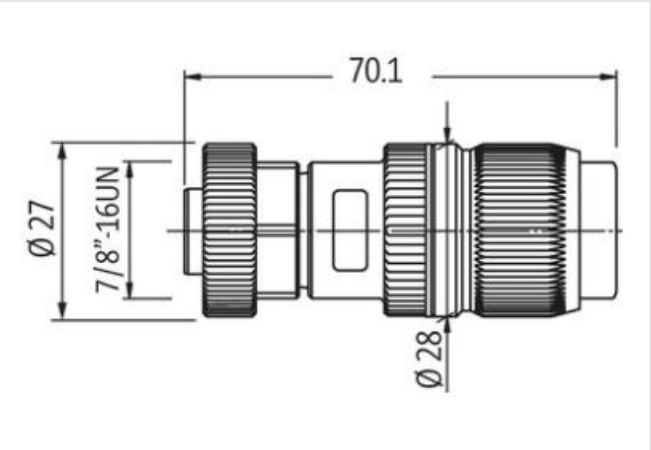
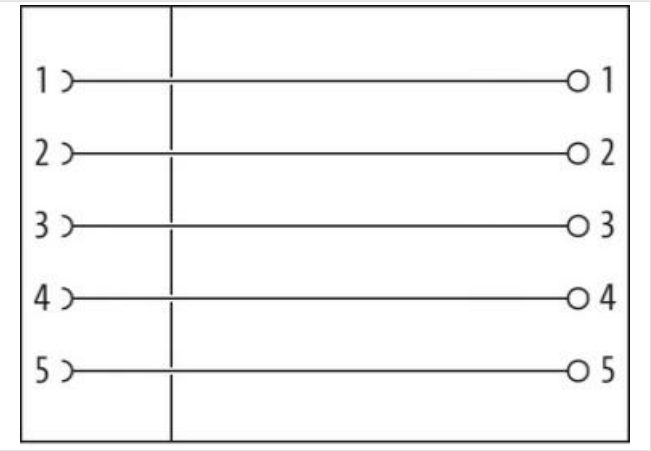
7/8" female 0° IDC

5-pol., 0,75 - 1,5mm², 6,8 - 12,5mm

Female straight  
7/8" (5-pole)  
IDC terminals  
Connection cross section: 0.75...1.5 mm²  
Plastic housings with good resistance against chemicals and oils.  
The resistance to aggressive media should be individually tested for your application. Further details on request.

Link to Product

Illustration



Product may differ from Image

Side 1	
Tightening torque	1,5 Nm
Thread	7/8"
Commercial data	
ECLASS-6.0	27279218
ECLASS-6.1	27260702
ECLASS-7.0	27440102
ECLASS-8.0	27440102
ECLASS-9.0	27440116

ECLASS-10.1	27440102
ECLASS-11.1	27440102
ECLASS-12.0	27440116
ETIM-5.0	EC002635
customs tariff number	85366990
GTIN	4048879134729
Packaging unit	1

#### Electrical data | Supply

Current operating per contact max.	10 A
Current phase - neutral	230 V
Current phase - phase	400 V

#### Installation

Connection cross section min.	0,75 mm <sup>2</sup>
Connection cross section max.	1,5 mm <sup>2</sup>
Single wire diameter min.	0,15 mm

#### Installation | Connection

Wire insulation diameter max.	2,8 mm
-------------------------------	--------

#### Installation | Pin assignment

No. of poles	5
--------------	---

#### Device protection | Electrical

Degree of protection (EN IEC 60529)	IP65, IP67
Additional condition protection degree	inserted, screwed
Pollution Degree	3
Rated surge voltage	4 kV
Material group (IEC 60664-1)	I

#### Mechanical data | Material data

Locking material	Brass
------------------	-------

#### Mechanical data | Mounting data

Mounting method	inserted, screwed, Shaking protection
Clamping range min.	6,8 mm
Clamping range max.	9,5 mm

#### Environmental characteristics | Climatic

Operating temperature min.	-40 °C
Operating temperature max.	85 °C

#### Important installation notes

Note on strain relief	Protect the connectors by suitable measures from mechanical loads, e.g. by the usage of cable ties.
Note on bending radius	<b>Attention:</b> Observe the permissible bending radii when laying cables, as the IP protection class can be endangered by excessive bending forces.