

**M8 male 0° A-cod. / MSUD valve plug A-18mm**

PUR 3x0.34 bk UL/CSA+drag ch. 3m

MSUD

Further cable lengths on request.

Form A (18 mm)

4-pole

Male M8

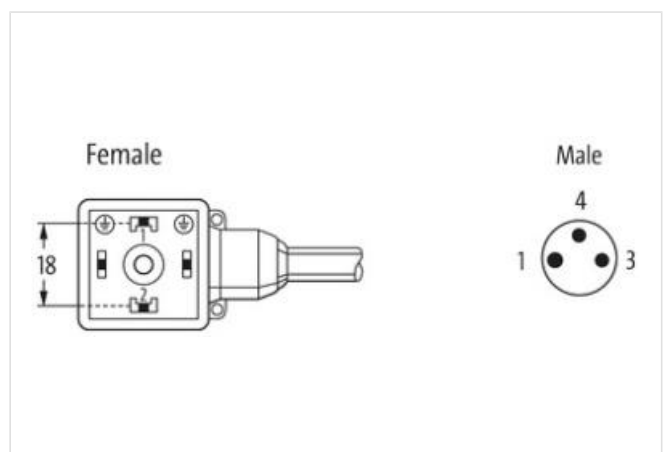
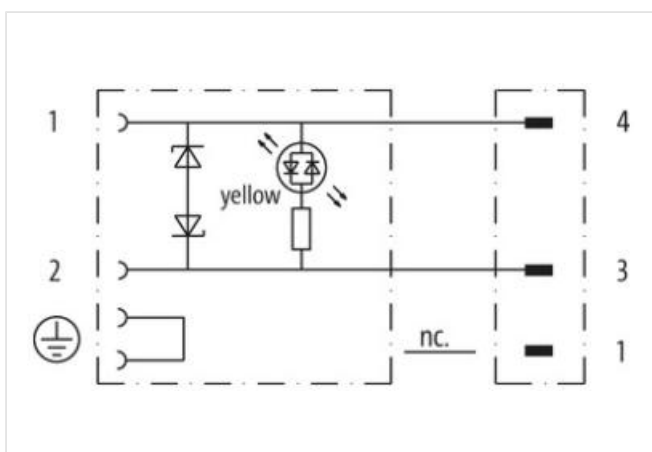
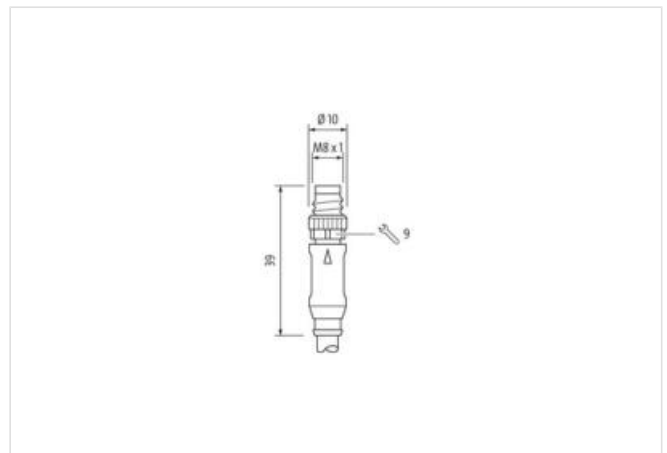
straight

3-pole

24 V AC  $\pm 20\%$  / DC  $\pm 25\%$ 

Z-Diode + LED

Art-No. 7005 - M8 Lite - (plastic hexagonal screw) on request

[Link to Product](#)**Illustration**



Product may differ from Image



|   |                   |
|---|-------------------|
| Cable length                              | 3 m               |
| Side 1                                    |                   |
| Tightening torque                         | 0,4 Nm            |
| Mounting method                           | inserted, screwed |
| Coating contact                           | silver-plated     |
| Family construction form                  | MSUD              |
| Thread                                    | M3                |
| suitable for corrugated tube (internal Ø) | 6,5 mm            |
| Material contact                          | Copper alloy      |
| Material                                  | PUR               |
| No. of poles                              | 4                 |
| Side 2                                    |                   |
| Tightening torque                         | 0,4 Nm            |
| Mounting method                           | inserted, screwed |
| Coating contact                           | gold plated       |
| Family construction form                  | M8                |
| Thread                                    | M8 x 1            |
| Material contact                          | Copper alloy      |
| Material                                  | PBT               |
| No. of poles                              | 3                 |
| Width across flats                        | SW9               |
| Commercial data                           |                   |
| ECLASS-6.0                                | 27279218          |
| ECLASS-7.0                                | 27279218          |
| ECLASS-8.0                                | 27279218          |
| ECLASS-9.0                                | 27060311          |
| ECLASS-10.1                               | 27060312          |
| ECLASS-11.1                               | 27060312          |
| ECLASS-12.0                               | 27060312          |
| ETIM-5.0                                  | EC001855          |
| customs tariff number                     | 85444290          |
| GTIN                                      | 4048879118286     |
| Packaging unit                            | 1                 |

| Electrical data   Supply                 |   |
|--|---|
| Operating voltage AC                     | 24 V  |
| Operating voltage AC min.                | 19,2 V  |
| Operating voltage AC max.                | 28,8 V  |
| Operating voltage DC                     | 24 V  |
| Operating voltage DC min.                | 18 V  |
| Operating voltage DC max.                | 30 V  |
| Cut-off peak voltage max.                | 55 V  |
| Current operating per contact max.       | 4 A   |
| Current consumption max.                 | 15 mA   |
| Diagnostics                              |   |
| Status indication LED                    | yellow  |
| Device protection   Electrical           |   |
| Degree of protection (EN IEC 60529)      | IP65, IP67  |
| Additional condition protection degree   | inserted, screwed   |
| Pollution Degree                         | 3   |
| Rated surge voltage                      | 0,8 kV  |
| Material group (IEC 60664-1)             | I   |
| Additional suppressor                    | Diode, Z-Diode  |
| Mechanical data   Material data          |   |
| Coating locking                          | Nickel  |
| Color housing                            | black   |
| Material gasket                          | PUR   |
| Material housing                         | Plastic   |
| Locking material                         | Zinc die-casting  |
| Mechanical data   Mounting data          |   |
| Mounting method                          | inserted, screwed   |
| Environmental characteristics   Climatic |   |
| Operating temperature min.               | -25 °C  |
| Operating temperature max.               | 85 °C   |
| Additional condition temperature range   | depending on cable quality  |
| Important installation notes             |   |
| Note on strain relief                    | Protect the connectors by suitable measures from mechanical loads, e.g. by the usage of cable ties.   |
| Note on bending radius                   | <b>Attention:</b> Observe the permissible bending radii when laying cables, as the IP protection class can be endangered by excessive bending forces. |
| Conformity                               |   |
| Product standard                         | DIN EN 61076-2-114 (M8)   |
| Installation   Cable                     |   |
| Cable identification                     | 633   |
| Cable Type                               | 3   |
| Jacket Color                             | black   |
| Type of Certificate                      | cURus   |
| Amount stranding                         | 1   |
| Stranding                                | 3 wires twisted   |
| wire arrangement                         | brown, black, blue  |
| Cable weight                             | 29,7 g/m  |
| Material jacket                          | PUR   |
| Shore hardness jacket                    | 90 ± 5 Shore A  |
| Freedom from ingredients (jacket)        | lead-free, cadmium-free, CFC-free, halogen-free, silicone-free  |
| Outer-diameter (jacket)                  | 4,1 mm  |
| Tolerance outer diameter (sheath)        | ± 5 %   |

|   |  |
|---|--|
| Material wire insulation                          | PP   |
| Amount wires                                      | 3  |
| Outer diameter insulation                         | 1,25 mm  |
| Outer diameter tolerance core insulation          | ± 5 %  |
| Shore hardness wire insulation                    | 70 ± 5 Shore D   |
| Ingredient freeness wire insulation               | lead-free, cadmium-free, CFC-free, halogen-free, silicone-free |
| Amount strands (wire)                             | 42   |
| Diameter of single wires                          | 0,1 mm   |
| Conductor crosssection (wire)                     | 0,34 mm <sup>2</sup>   |
| Material conductor wire                           | Stranded copper wire, bare                                     |
| Conductor type (wire)                             | strand class 6   |
| Traversing distance (C-track)                     | 10 m @ 25 °C   horizontal                                      |
| Nominal voltage AC max.                           | 300 V  |
| Current load capacity (standard)                  | to DIN VDE 0298-4  |
| Current load capacity min. wire                   | 6 A  |
| Electrical resistance line constant wire          | 57 Ω/km @ 20 °C  |
| AC withstand voltage (wire - wire)                | 2,5 kV @ 60 s  |
| Power frequency withstand voltage (wire - jacket) | 2,5 kV @ 60 s  |
| Min. operating temperature (static)               | -40 °C   |
| Max. operating temperature (fixed)                | 80 °C / 90 °C @ 10000 h Operation                              |
| Operating temperature min. (dynamic)              | -25 °C   |
| Operating temperature max. (dynamic)              | 80 °C / 90 °C @ 10000 h Operation                              |
| UV resistance                                     | DIN EN ISO 4892-2 A  |
| Flame resistance                                  | UL 1581 § 1090   UL 1581 § 1100 FT2   IEC 60332-2-2            |
| chemical resistance                               | Good, application-related testing                              |
| Gasoline resistance                               | Good, application-related testing                              |
| Oil resistance                                    | Good, application-related testing   DIN EN 60811-404           |
| Bending radius (fixed)                            | 5 x Outer diameter   |
| Bending radius (dynamic)                          | 10 x Outer diameter  |
| Travel speed (C-track)                            | 10 Mio. @ 25 °C  |
| No. of torsion cycles                             | 2 Mio.   |
| Torsion stress                                    | ± 180 °/m  |
| Torsion speed                                     | 35 cycles/min  |