

M8 male 0° / M8 female 0° B-cod.

PUR 5x0.25 bk UL 0.6m

Male straight – female straight

M8, 5-pole

B-coded

with cable sleeves

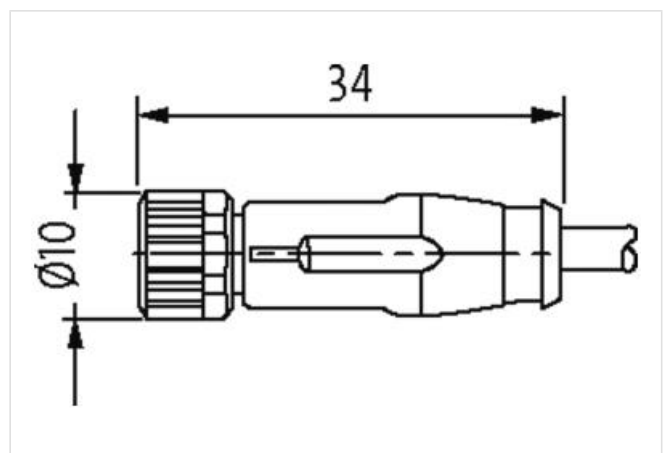
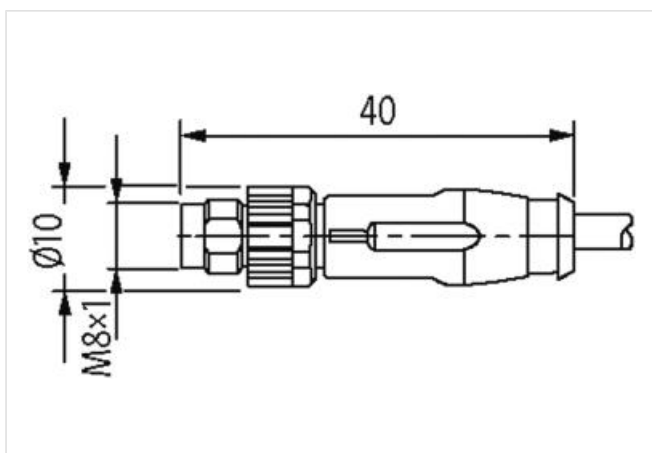
Plastic housings with good resistance against chemicals and oils.

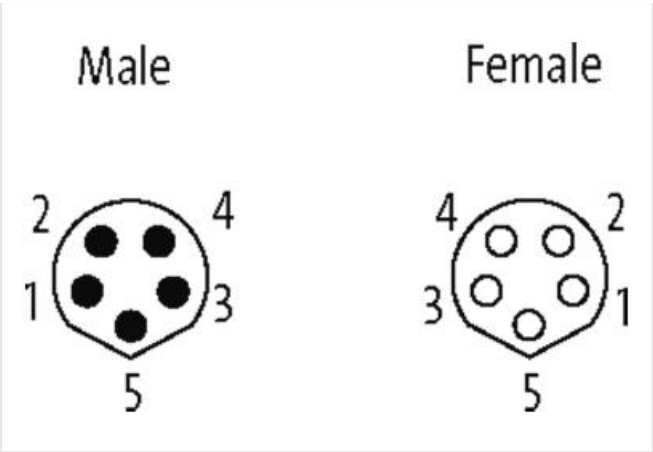
The resistance to aggressive media should be individually tested for your application. Further details on request.

Further cable lengths on request.

[Link to Product](#)**Illustration**

1	BN	↔	1
2	WH	↔	2
3	BU	↔	3
4	BK	↔	4
5	GY	↔	5





Product may differ from Image



Cable length	0,6 m
Side 1	
Tightening torque	0,4 Nm
Mounting method	inserted, screwed
Coating contact	gold plated
Family construction form	M8
Thread	M8 x 1
Coding	B
Material contact	Copper alloy
No. of poles	5
Width across flats	SW9
Side 2	
Tightening torque	0,4 Nm
Mounting method	inserted, screwed
Coating contact	gold plated
Family construction form	M8
Thread	M8 x 1
Coding	B
Material contact	Copper alloy
No. of poles	5
Commercial data	
ECLASS-6.0	27279218
ECLASS-6.1	27279218
ECLASS-7.0	27279218
ECLASS-8.0	27279218
ECLASS-9.0	27060311
ECLASS-10.1	27060311
ECLASS-11.1	27060311
ECLASS-12.0	27060311
ETIM-5.0	EC001855
customs tariff number	85444290
GTIN	4048879736206

Packaging unit 1

Electrical data | Supply

Operating voltage AC max.	30 V
Operating voltage DC max.	30 V
Current operating per contact max.	3 A

Diagnostics

Status indication LED	no
-----------------------	----

Installation | Connection

Mating cycles min.	100
--------------------	-----

Device protection | Electrical

Degree of protection (EN IEC 60529)	IP67
Additional condition protection degree	inserted, screwed
Pollution Degree	3/2
Insulation resistance min.	100 MΩ

Mechanical data | Material data

Coating locking	Nickeled
Material gasket	FKM
Material housing	TPU
Locking material	Zinc die-casting

Mechanical data | Mounting data

Mounting method	inserted, screwed, Shaking protection
-----------------	---------------------------------------

Environmental characteristics | Climatic

Operating temperature min.	-30 °C
Operating temperature max.	80 °C
Additional condition temperature range	depending on cable quality

Important installation notes

Note on strain relief	Protect the connectors by suitable measures from mechanical loads, e.g. by the usage of cable ties.
Note on bending radius	Attention: Observe the permissible bending radii when laying cables, as the IP protection class can be endangered by excessive bending forces.

Installation | Cable

Cable identification	695
Jacket Color	black
Amount stranding	1
Stranding	5 wires twisted
wire arrangement	brown, white, black, blue, gray
Material jacket	PUR
Outer-diameter (jacket)	4,7 mm
Tolerance outer diameter (sheath)	± 5 %
Material wire insulation	PP
Amount wires	5
Outer diameter insulation	1,2 mm
Outer diameter tolerance core insulation	± 5 %
Amount strands (wire)	32
Diameter of single wires	0,1 mm
Conductor crosssection (wire)	0,25 mm²
Material conductor wire	Stranded copper wire, bare
Conductor type (wire)	strand class 6
Nominal voltage AC max.	300 V
Current load capacity (standard)	to DIN VDE 0298-4
Current load capacity min. wire	4,8 A
Electrical resistance line constant wire	58 Ω/km @ 20 °C

AC withstand voltage (wire - wire)	3 kV @ 60 s
Power frequency withstand voltage (wire - jacket)	3 kV @ 60 s
Min. operating temperature (static)	-25 °C
Max. operating temperature (fixed)	80 °C
Operating temperature min. (dynamic)	-10 °C
Operating temperature max. (dynamic)	80 °C
Flame resistance	UL 1581 § 1090 IEC 60332-2-2 UL 1581 § 1100 FT2
chemical resistance	Good, application-related testing
Gasoline resistance	Good, application-related testing
Oil resistance	DIN EN 60811-404 Good, application-related testing
Bending radius (dynamic)	7,5 x Outer diameter
Travel speed (C-track)	5 Mio. @ 25 °C