

M8 male 0° / M12 female 0° D-cod. shielded

PUR 1x4xAWG26 shielded gn UL/CSA+drag ch. 2m

EtherCAT

Male straight – female straight

M8 – M12, 4-pole

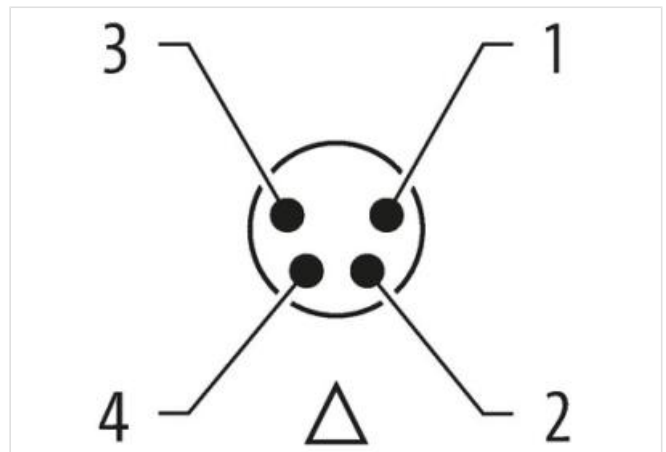
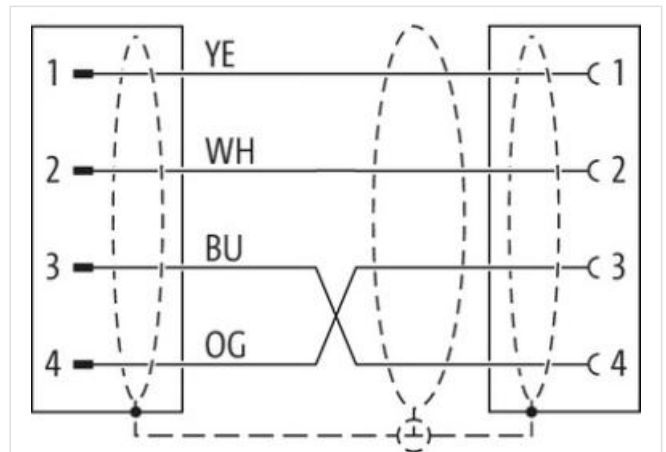
D-coded

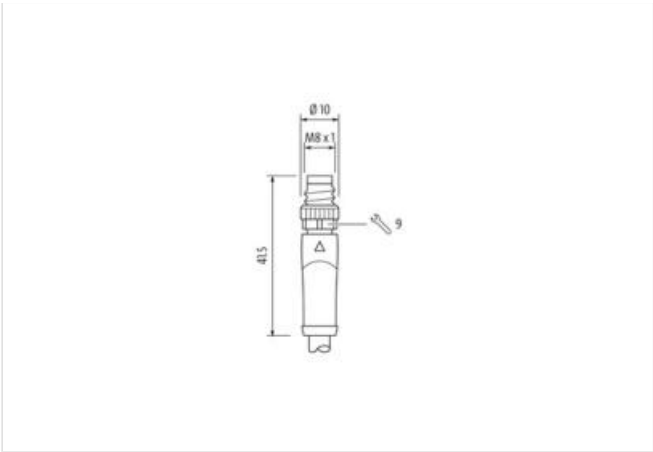
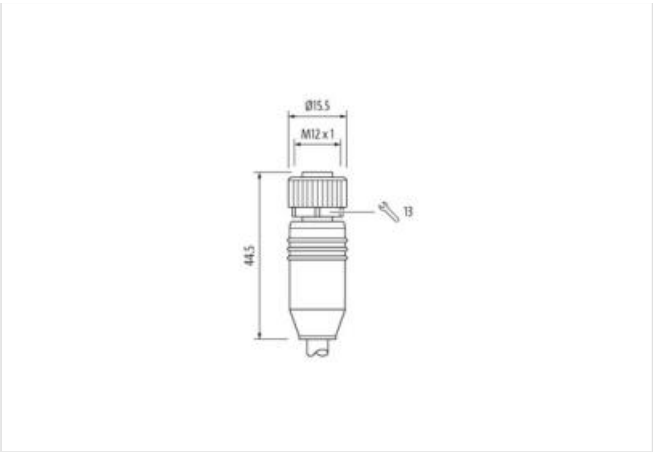
shielded

Plastic housings with good resistance against chemicals and oils.

The resistance to aggressive media should be individually tested for your application. Further details on request.

Further cable lengths on request.

[Link to Product](#)**Illustration**



Product may differ from Image



Cable length	2 m
Side 1	
Tightening torque	0,4 Nm
Family construction form	M8
Thread	M8 x 1
suitable for corrugated tube (internal Ø)	8,5 mm
Coding	A
Width across flats	SW9
Side 2	
Tightening torque	0,6 Nm
Family construction form	M12
Thread	M12 x 1
Coding	D
Width across flats	SW13
Commercial data	
ECLASS-6.0	27061801
ECLASS-6.1	27060307
ECLASS-7.0	27060307
ECLASS-8.0	27060307
ECLASS-9.0	27060307
ECLASS-10.1	27060307
ECLASS-11.1	27060307
ECLASS-12.0	27060307
ETIM-5.0	EC001855
customs tariff number	85444290
GTIN	4048879720243
Packaging unit	1
Electrical data Supply	
Operating voltage DC max.	60 V
Operating voltage DC max. (UL-listed)	30 V
Current operating per contact max.	4 A
Industrial communication	

Transfer parameters	CAT5, Class D (ISO/IEC 11801:2002), (EN 50173-1)
---------------------	--

Data transmission rate max.	100 MBit/s
-----------------------------	------------

Industrial communication | Ethernet functionality

duplex	Full duplex
--------	-------------

Device protection | Electrical

Degree of protection (EN IEC 60529)	IP67
-------------------------------------	------

Additional condition protection degree	inserted, screwed
--	-------------------

Pollution Degree	3
------------------	---

Rated surge voltage	1,5 kV
---------------------	--------

Material group (IEC 60664-1)	I
------------------------------	---

Mechanical data | Material data

Coating locking	Nickeled
-----------------	----------

Material gasket	FKM
-----------------	-----

Material housing	PUR
------------------	-----

Locking material	Zinc die-casting
------------------	------------------

Mechanical data | Mounting data

Mounting method	inserted, screwed, Shaking protection
-----------------	---------------------------------------

Environmental characteristics | Climatic

Operating temperature min.	-25 °C
----------------------------	--------

Operating temperature max.	85 °C
----------------------------	-------

Additional condition temperature range	depending on cable quality
--	----------------------------

Important installation notes

Note on strain relief	Protect the connectors by suitable measures from mechanical loads, e.g. by the usage of cable ties.
-----------------------	---

Note on bending radius	Attention: Observe the permissible bending radii when laying cables, as the IP protection class can be endangered by excessive bending forces.
------------------------	---

Conformity

Product standard	DIN EN 61076-2-101 (M12), DIN EN 61076-2-114 (M8)
------------------	---

Installation | Cable

wire arrangement	white, orange, blue, yellow
------------------	-----------------------------

Cable identification	791
----------------------	-----

Jacket Color	green
--------------	-------

Type of Certificate	cURus
---------------------	-------

Amount stranding	1
------------------	---

Stranding	4 wires star-shaped twisted
-----------	-----------------------------

Cable shielding (type)	copper braid, tinned
------------------------	----------------------

Cable shielding (coverage)	85 %
----------------------------	------

Banding	Fiber tape, Fleece, Foil
---------	--------------------------

Filler	yes
--------	-----

wire arrangement	white, orange, blue, yellow
------------------	-----------------------------

Cable weight	59,4 g/m
--------------	----------

Material jacket	PUR
-----------------	-----

Freedom from ingredients (jacket)	lead-free, CFC-free, halogen-free
-----------------------------------	-----------------------------------

Outer-diameter (jacket)	4,9 mm
-------------------------	--------

Tolerance outer diameter (sheath)	± 5 %
-----------------------------------	-------

Material wire insulation	PP
--------------------------	----

Amount wires	4
--------------	---

Outer diameter insulation	1,04 mm
---------------------------	---------

Outer diameter tolerance core insulation	± 5 %
--	-------

Ingredient freeness wire insulation	lead-free, CFC-free, halogen-free
-------------------------------------	-----------------------------------

Amount strands (wire)	19
-----------------------	----

Diameter of single wires	26 AWG
--------------------------	--------

Conductor crosssection (wire)	26 AWG
Material conductor wire	copper stranded wire, tinned
Nominal voltage AC max.	300 V
Current load capacity (standard)	to DIN VDE 0298-4
Current load capacity min. wire	2,4 A
Characteristic impedance	100 $\Omega \pm 15\%$ @ 100 MHz
Electrical resistance line constant wire	140 Ω /km
AC withstand voltage (wire - wire)	0,7 kV @ 60 s
Electric capacitance	51000 pF/km
Power frequency withstand voltage (wire - jacket)	0,7 kV @ 60 s
AC withstand voltage (wire - shield)	0,7 kV @ 60 s
Min. operating temperature (static)	-40 °C
Max. operating temperature (fixed)	80 °C
Operating temperature min. (dynamic)	-30 °C
Operating temperature max. (dynamic)	70 °C
Flame resistance	IEC 60332-2-2 UL 1581 § 1100 FT2 UL 1581 § 1090
chemical resistance	Good, application-related testing
Gasoline resistance	Good, application-related testing
Oil resistance	DIN EN 60811-404 Good, application-related testing
Bending radius (fixed)	7,5 x Outer diameter
Bending radius (dynamic)	12,5 x Outer diameter
Traversing distance (C-track)	5 m
Travel speed (C-track)	3 m/s