

Push Pull RJ45 male 0° IDC

8-pol., AWG23-22, 5,5 - 10mm, shielded, CAT5

Male straight

The resistance to aggressive media should be individually tested for your application. Further details on request.

RJ45

PROFINET

Ethernet CAT5

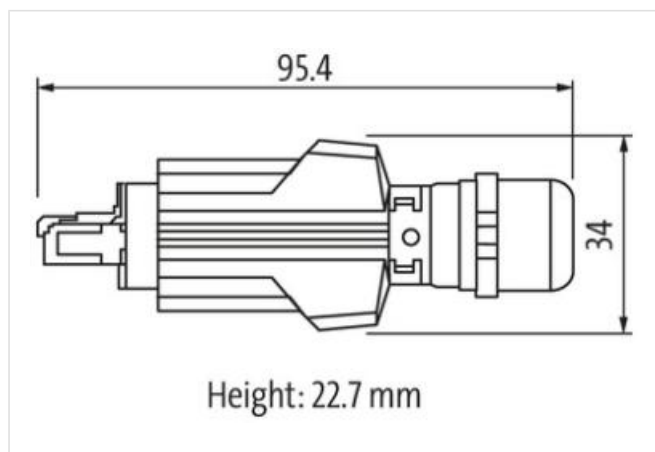
8-pole, shielded

Field-wireable


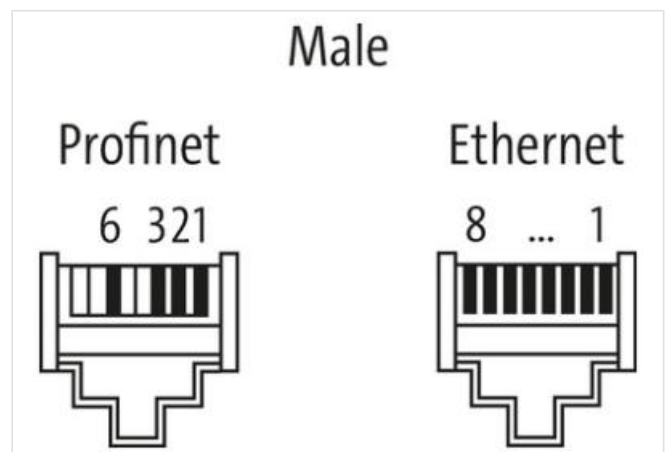
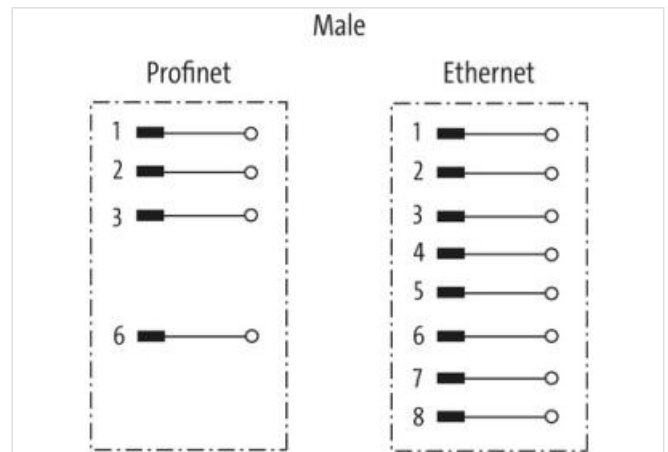
Insulation displacement technology IDC

Push Pull

Plastic housings with good resistance against chemicals and oils.

[Link to Product](#)**Illustration**

Product may differ from Image



Family construction form	RJ45
No. of poles	8
Commercial data	
ECLASS-6.0	27279221
ECLASS-7.0	27440104
ECLASS-8.0	27440104
ECLASS-9.0	27440102
ECLASS-10.1	2744010
ECLASS-11.1	2744010
ECLASS-12.0	27440114
ETIM-5.0	EC002635
customs tariff number	85366990
GTIN	4048879728577
Packaging unit	1
Electrical data Supply	
Current operating per contact max.	1,76 A
Industrial communication	
Transfer parameters	CAT5, Class D (ISO/IEC 11801:2002), (EN 50173-1)
Data transmission rate max.	1000 MBit/s
Installation	
Connection cross-section static min.	0,23 mm ²
Connection cross section static max.	0,32 mm ²
Connection cross-section dynamic min.	0,23 mm ²
Connection cross section dynamic max.	0,32 mm ²
AWG number static min.	23
AWG number static max.	22
AWG number dynamic min.	23
AWG number dynamic max.	22
Installation Connection	
Mating cycles min.	750
Device protection Electrical	
Degree of protection (EN IEC 60529)	IP65, IP67
Additional condition protection degree	inserted, screwed
Mechanical data Material data	
Coating housing	nickel plated
Material gasket	NBR
Material housing	Zinc die-casting
Mechanical data Mounting data	
Clamping range min.	5,5 mm
Clamping range max.	10 mm
Environmental characteristics Climatic	
Operating temperature min.	-40 °C
Operating temperature max.	70 °C
Important installation notes	
Note on strain relief	Protect the connectors by suitable measures from mechanical loads, e.g. by the usage of cable ties.
Note on bending radius	Attention: Observe the permissible bending radii when laying cables, as the IP protection class can be endangered by excessive bending forces.
Conformity	
Product standard	IEC 61076-3-117 V.14