

M12 Power male recept. K-cod. front

PUR-wires 0.25 0.2m

Power

Flange male

M12, 5-pole

K-coded

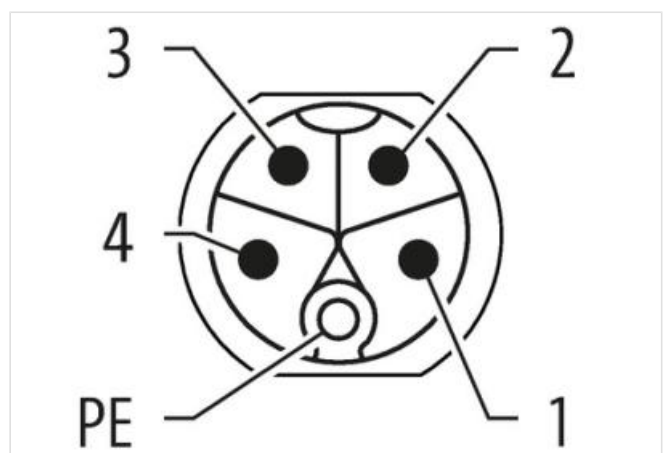
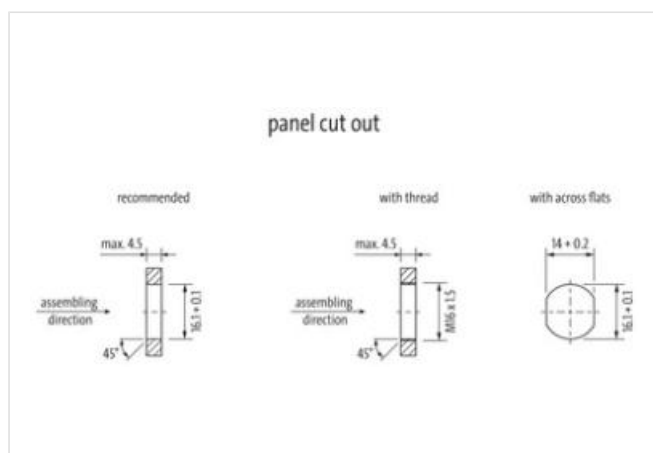
Front mounting

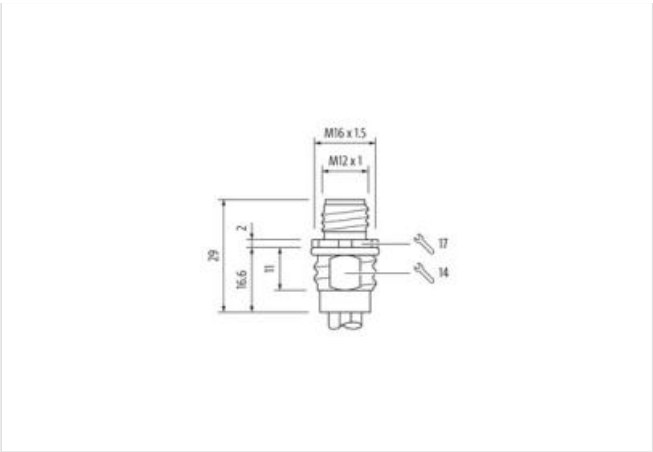
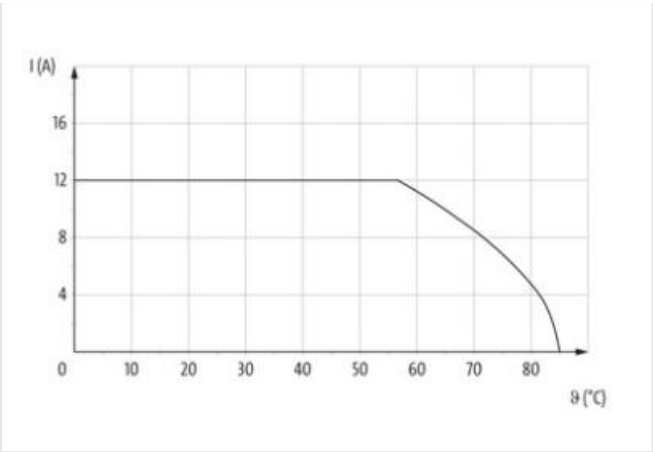
with multi-strand wire

The resistance to aggressive media should be individually tested for your application. Further details on request.
Further cable lengths on request.

[Link to Product](#)**Illustration**

| | |
|----|-------|
| 1 | BN |
| 2 | WH |
| 3 | BU |
| 4 | BK |
| PE | GN YE |





Product may differ from Image



| | |
|--|-------------------|
| Cable length | 0,2 m |
| Side 1 | |
| Tightening torque | 0,6 Nm |
| Family construction form | M12P |
| Thread | M12 x 1 |
| Coding | K |
| No. of poles | 5 |
| Commercial data | |
| ECLASS-6.0 | 27279220 |
| ECLASS-6.1 | 27279220 |
| ECLASS-7.0 | 27440103 |
| ECLASS-8.0 | 27440103 |
| ECLASS-9.0 | 27440103 |
| ECLASS-10.1 | 27440103 |
| ECLASS-11.1 | 27440103 |
| ECLASS-12.0 | 27440103 |
| ETIM-5.0 | EC002061 |
| customs tariff number | 85444290 |
| GTIN | 4048879752787 |
| Packaging unit | 1 |
| Electrical data Supply | |
| Operating voltage AC max. | 600 V |
| Current operating per contact max. | 12 A |
| Diagnostics | |
| Status indication LED | no |
| Installation Connection | |
| Mounting set | M16 x 1.5 |
| Width across flats | SW17 |
| Device protection Electrical | |
| Degree of protection (EN IEC 60529) | IP65, IP67 |
| Additional condition protection degree | inserted, screwed |

| | |
|---|---|
| Pollution Degree | 3 |
| Rated surge voltage | 6 kV |
| Material group (IEC 60664-1) | I |
| Mechanical data | |
| Contour for corrugated hose | without |
| Mechanical data Material data | |
| Coating housing | nickel plated |
| Coating locking | nickel plated |
| Material housing | Brass |
| Locking material | Brass |
| Mechanical data Mounting data | |
| Mounting method | inserted, screwed |
| Environmental characteristics Climatic | |
| Operating temperature min. | -25 °C |
| Operating temperature max. | 85 °C |
| Additional condition temperature range | depending on cable quality |
| Important installation notes | |
| Note on strain relief | Protect the connectors by suitable measures from mechanical loads, e.g. by the usage of cable ties. |
| Note on bending radius | Attention: Observe the permissible bending radii when laying cables, as the IP protection class can be endangered by excessive bending forces. |
| Conformity | |
| Product standard | IEC 61076-2-111 |
| Resistances Cable | |
| wire arrangement | brown, white, blue, black, green-yellow |
| Cable identification | 988 |
| wire arrangement | brown, white, blue, black, green-yellow |
| Cable weight | 107,25 g/m |
| Material wire insulation | PUR |
| Amount wires | 5 |
| Outer diameter insulation | 2,4 mm |
| Outer diameter tolerance core insulation | ± 5 % |
| Amount strands (wire) | 30 |
| Diameter of single wires | 0,25 mm |
| Conductor crosssection (wire) | 1,5 mm ² |
| Material conductor wire | copper stranded wire, tinned |
| Conductor type (wire) | Strand class 5 |
| Nominal voltage AC max. | 900 V |
| Electrical resistance line constant wire | 13,3 Ω/km @ 20 °C |
| AC withstand voltage (wire - wire) | 3,31 kV |
| Power frequency withstand voltage (wire - jacket) | 3,31 kV |
| Min. operating temperature (static) | -40 °C |
| Max. operating temperature (fixed) | 90 °C |
| Operating temperature min. (dynamic) | -25 °C |
| Operating temperature max. (dynamic) | 90 °C |
| Flame resistance | IEC 60332-2-2 UL 1581 § 1100 FT2 UL 1581 § 1090 |
| chemical resistance | Good, application-related testing |
| Gasoline resistance | Good, application-related testing |
| Oil resistance | DIN EN 60811-404 Good, application-related testing |