

**M12 Power male 0° / female 90° L-cod.**

PUR 5x1.5 gy 5m

Power

M12 – M12, 5-pole

Male straight – female 90°

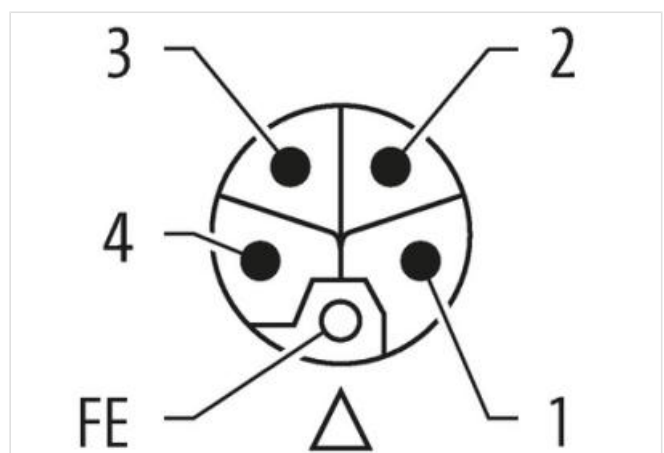
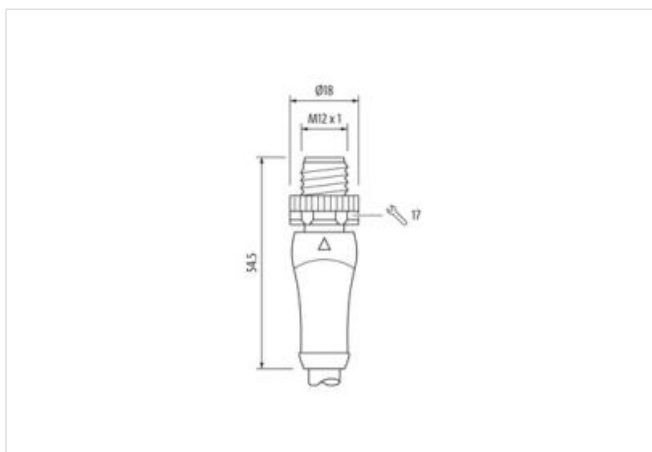

L-coded

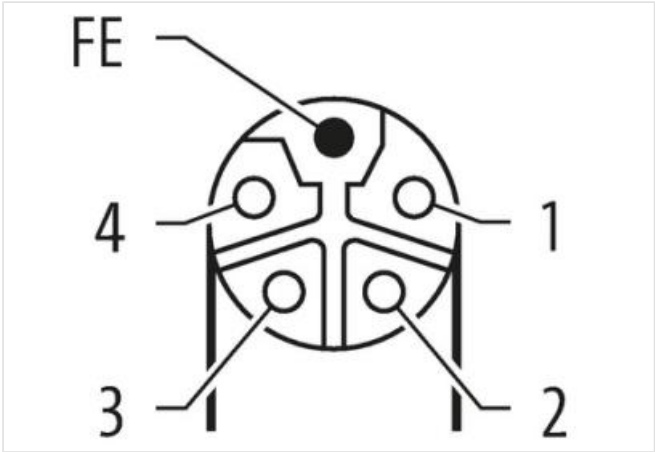
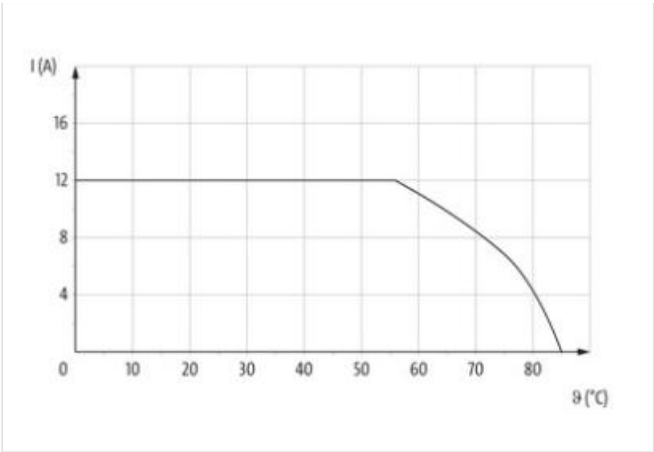
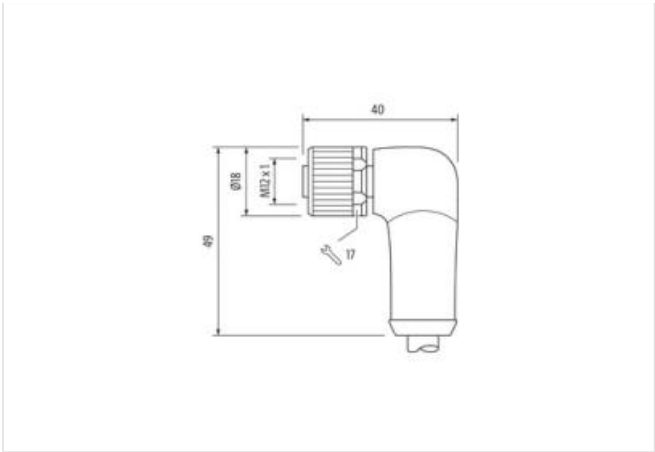
with cable sleeves

Plastic housings with good resistance against chemicals and oils.

The resistance to aggressive media should be individually tested for your application. Further details on request.

Further cable lengths on request.

[Link to Product](#)**Illustration**



Product may differ from Image



Cable length	5 m
Side 1	
Tightening torque	0,6 Nm
Mounting method	inserted, screwed
Coating contact	gold plated
Family construction form	M12P
Thread	M12 x 1
suitable for corrugated tube (internal Ø)	12 mm
Cable outlet	straight
Coding	L
Material contact	Copper alloy
No. of poles	5
Side 2	
Tightening torque	0,6 Nm
Mounting method	inserted, screwed
Coating contact	gold plated
Family construction form	M12P

Thread	M12 x 1
suitable for corrugated tube (internal Ø)	16,4 mm
Cable outlet	angled
Coding	L
Material contact	Copper alloy
No. of poles	5
<b>Commercial data</b>	
ECLASS-6.0	27279218
ECLASS-6.1	27279218
ECLASS-7.0	27279218
ECLASS-8.0	27279218
ECLASS-9.0	27060327
ECLASS-10.1	27060311
ECLASS-11.1	27060311
ECLASS-12.0	27060327
ETIM-5.0	EC001855
customs tariff number	85444290
GTIN	4048879743150
Packaging unit	1
<b>Electrical data   Supply</b>	
Operating voltage DC max.	63 V
Current operating per contact max.	12 A
<b>Diagnostics</b>	
Status indication LED	no
<b>Installation   Connection</b>	
Width across flats	SW17
<b>Device protection   Electrical</b>	
Degree of protection (EN IEC 60529)	IP65, IP67
Additional condition protection degree	inserted, screwed
Pollution Degree	3
Rated surge voltage	1,5 kV
Material group (IEC 60664-1)	I
<b>Mechanical data   Material data</b>	
Coating locking	Nickeled
Material gasket	FKM
Material housing	PUR
Locking material	Zinc die-casting
<b>Mechanical data   Mounting data</b>	
Mounting method	inserted, screwed, Shaking protection
<b>Environmental characteristics   Climatic</b>	
Operating temperature min.	-25 °C
Operating temperature max.	85 °C
Additional condition temperature range	depending on cable quality
<b>Important installation notes</b>	
Note on strain relief	Protect the connectors by suitable measures from mechanical loads, e.g. by the usage of cable ties.
Note on bending radius	<b>Attention:</b> Observe the permissible bending radii when laying cables, as the IP protection class can be endangered by excessive bending forces.
<b>Conformity</b>	
Product standard	IEC 61076-2-111
<b>Installation   Cable</b>	

Cable identification	966
Printing color of wire insulation	black (white isolation), white (isolation blue), white (isolation brown), white (isolation black), white (gray isolation)
Printing spacing of wire insulation	10 mm
Jacket Color	gray
Amount stranding	1
Stranding	5 wires around Filler twisted
Filler	yes
wire arrangement	gray 5, black 4, blue 3, white 2, brown 1
Cable weight	147,4 g/m
Material jacket	PUR
Shore hardness jacket	85 ± 5 Shore A
Freedom from ingredients (jacket)	lead-free, cadmium-free, CFC-free
Outer-diameter (jacket)	8,7 mm
Tolerance outer diameter (sheath)	± 5 %
Material inner jacket	PVC
Color (inner jacket)	gray
Material wire insulation	PVC
Amount wires	5
Outer diameter insulation	2,4 mm
Outer diameter tolerance core insulation	± 5 %
Shore hardness wire insulation	85 ± 5 Shore A
Ingredient freeness wire insulation	lead-free, cadmium-free, CFC-free, silicone-free
Printing color of wire insulation	black (white isolation), white (isolation blue), white (isolation brown), white (isolation black), white (gray isolation)
Printing spacing of wire insulation	10 mm
Amount strands (wire)	30
Diameter of single wires	0,25 mm
Conductor crosssection (wire)	1,5 mm <sup>2</sup>
Material conductor wire	Stranded copper wire, bare
Conductor type (wire)	Strand class 5
Nominal voltage AC max.	600 V
Current load capacity (standard)	to DIN VDE 0298-4
Current load capacity min. wire	13,5 A
Electrical resistance line constant wire	13,3 Ω/km @ 20 °C
AC withstand voltage (wire - wire)	4 kV @ 60 s
Power frequency withstand voltage (wire - jacket)	4 kV @ 60 s
Min. operating temperature (static)	-30 °C
Max. operating temperature (fixed)	70 °C
Operating temperature min. (dynamic)	-5 °C
Operating temperature max. (dynamic)	70 °C
Flame resistance	UL 1581 § 1100 FT2   IEC 60332-2-2   UL 1581 § 1090
chemical resistance	Good, application-related testing
Gasoline resistance	Good, application-related testing
Oil resistance	Good, application-related testing   DIN EN 60811-404
Bending radius (dynamic)	10 x Outer diameter