

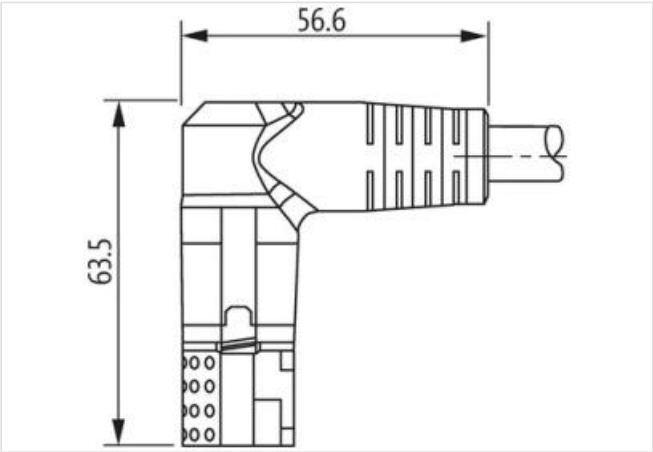
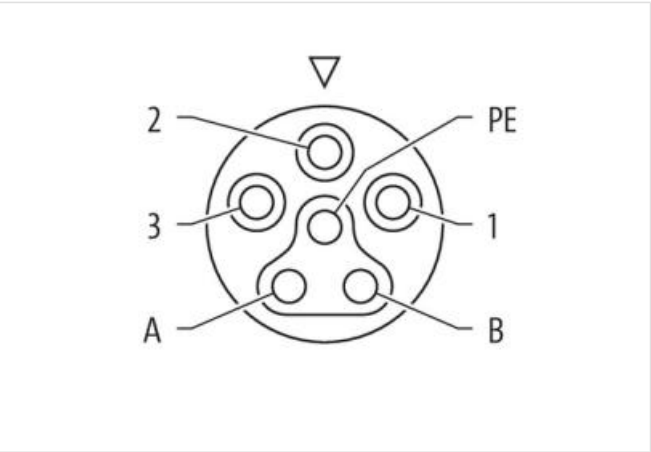
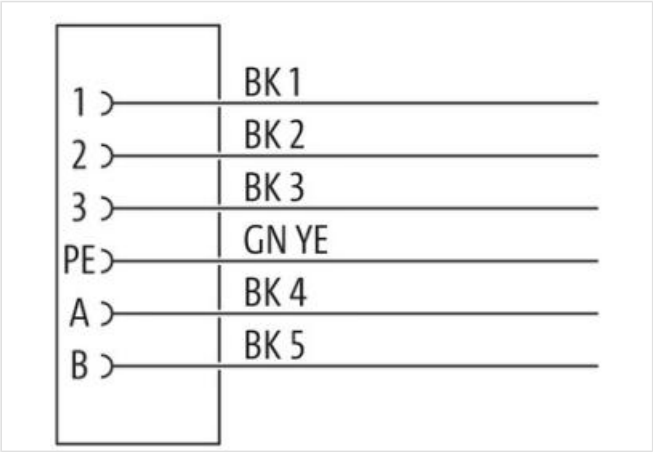
MQ15-X-Power female 90°right, with cable

PVC 6x2,5 bk UL/CSA 5,0m

Female 90°
MQ15, 6-pole
without cable sleeves
Plastic housings with good resistance against chemicals and oils.
The resistance to aggressive media should be individually tested for your application. Further details on request.
Further cable lengths on request.

[Link to Product](#)

Illustration



Product may differ from Image

| | |
|--------------------------|-------------------|
| Cable length | 5 m |
| Side 1 | |
| Mounting method | inserted, screwed |
| Coating contact | silver-plated |
| Family construction form | MQ15 |
| Material contact | Copper alloy |
| No. of poles | 6 |
| Side 2 | |

Stripping length (jacket) 30 mm

Commercial data

| | |
|-----------------------|---------------|
| ECLASS-6.0 | 27279218 |
| ECLASS-6.1 | 27279218 |
| ECLASS-7.0 | 27279218 |
| ECLASS-8.0 | 27279218 |
| ECLASS-9.0 | 27060327 |
| ECLASS-10.1 | 27060311 |
| ECLASS-11.1 | 27060311 |
| ECLASS-12.0 | 27060327 |
| ETIM-5.0 | EC001576 |
| customs tariff number | 85444290 |
| GTIN | 4048879706162 |
| Packaging unit | 1 |

Electrical data | Supply

| | |
|--|-------|
| Operating voltage AC per power contact max. | 600 V |
| Operating voltage AC per signal contact max. | 63 V |
| Operating voltage DC per signal contact max. | 63 V |
| Operating current per power contact max. | 16 A |
| Operating current per signal contact max. | 10 A |

Diagnostics

| | |
|-----------------------|----|
| Status indication LED | no |
|-----------------------|----|

Installation | Connection

| | |
|---------------------------|-------|
| Stripping length (jacket) | 30 mm |
| Mating cycles min. | 500 |

Installation | Pin assignment

| | |
|---------------|------------|
| Configuration | fully used |
|---------------|------------|

Device protection | Electrical

| | |
|--|-------------------|
| Degree of protection (EN IEC 60529) | IP67 |
| Additional condition protection degree | inserted, screwed |
| Pollution Degree | 3 |
| Rated surge voltage | 4 kV |
| Material group (IEC 60664-1) | I |

Mechanical data | Material data

| | |
|-------------------------------------|---------|
| Combustibility class housing (UL94) | HB |
| Material housing | Plastic |
| Material contact carrier | PA |

Mechanical data | Mounting data

| | |
|--------------------|-----------------|
| Looking techniques | bayonet-locking |
|--------------------|-----------------|

Environmental characteristics | Climatic

| | |
|--|----------------------------|
| Operating temperature min. | -25 °C |
| Operating temperature max. | 80 °C |
| Additional condition temperature range | depending on cable quality |

Installation | Cable

| | |
|-----------------------------------|---|
| Cable identification | P21 |
| Jacket Color | orange |
| wire arrangement | black 1, black 2, black 3, green-yellow |
| Material jacket | PVC |
| Outer-diameter (jacket) | 11 mm |
| Tolerance outer diameter (sheath) | ± 5 % |

| | |
|---|--|
| Material wire insulation | PP |
| Amount wires | 6 |
| Conductor crosssection (wire) | 2,5 mm ² |
| Material conductor wire | Stranded copper wire, bare |
| Nominal voltage AC max. | 1000 V |
| AC withstand voltage (wire - wire) | 4 kV |
| Power frequency withstand voltage (wire - jacket) | 4 kV |
| Min. operating temperature (static) | -20 °C |
| Max. operating temperature (fixed) | 80 °C |
| Operating temperature min. (dynamic) | -5 °C |
| Operating temperature max. (dynamic) | 80 °C |
| Flame resistance | IEC 60332-2-2 UL 1581 § 1090 UL 1581 § 1100 FT2 |
| chemical resistance | Good, application-related testing |
| Gasoline resistance | Good, application-related testing |
| Oil resistance | DIN EN 60811-404 Good, application-related testing |
| Bending radius (fixed) | 5 x Outer diameter |
| Bending radius (dynamic) | 15 x Outer diameter |
| Travel speed (C-track) | 5 Mio. |
| Torsion stress | ± 15 °/m |