

MQ15-X- Power male receptacle shielded front mount

wires PVC 4x2,5 UL/CSA 0,5m

Male straight

MQ15, 4-pole

with multi-strand wire

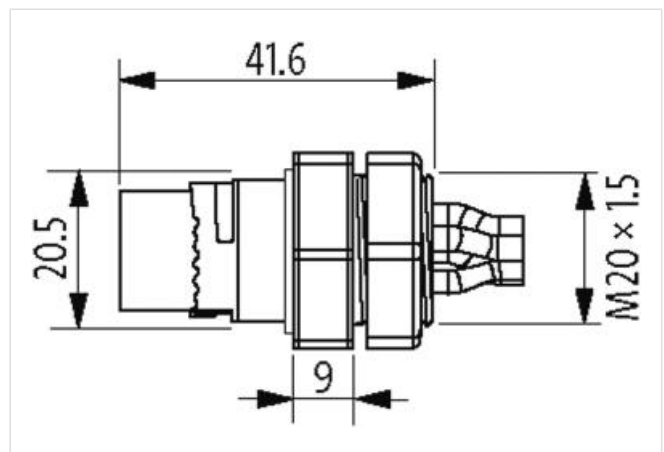
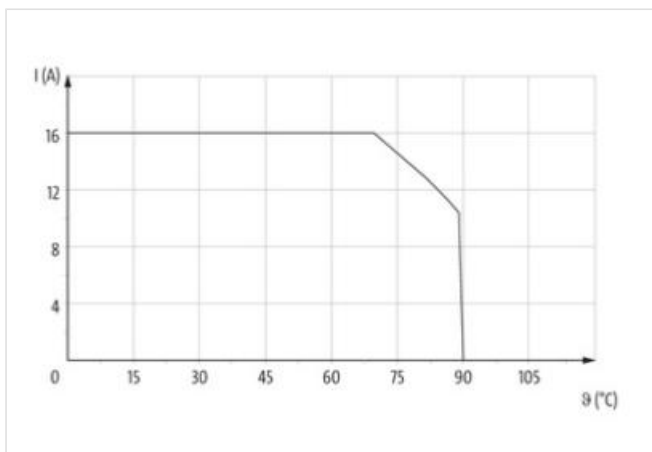
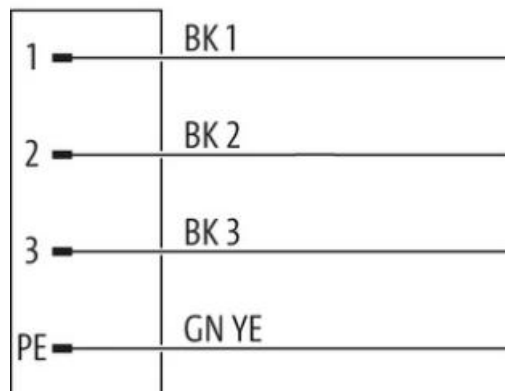
shielded housing

Front mounting

Plastic housings with good resistance against chemicals and oils.

The resistance to aggressive media should be individually tested for your application. Further details on request.

Further cable lengths on request.

[Link to Product](#)**Illustration**



Product may differ from Image



| | |
|--|-------------------|
| Cable length | 0,5 m |
| Side 1 | |
| Mounting method | inserted, screwed |
| Coating contact | silver-plated |
| Family construction form | MQ15 |
| Material contact | Copper alloy |
| No. of poles | 4 |
| Commercial data | |
| ECLASS-6.0 | 27279220 |
| ECLASS-7.0 | 27440103 |
| ECLASS-8.0 | 27440103 |
| ECLASS-9.0 | 27440103 |
| ECLASS-10.1 | 27440103 |
| ECLASS-11.1 | 27440103 |
| ECLASS-12.0 | 27440103 |
| ETIM-5.0 | EC001855 |
| customs tariff number | 85444290 |
| GTIN | 4048879702126 |
| Packaging unit | 1 |
| Electrical data Supply | |
| Operating voltage AC max. | 600 V |
| Current operating per contact max. | 16 A |
| Diagnostics | |
| Status indication LED | no |
| Installation Connection | |
| Mating cycles min. | 500 |
| Installation Pin assignment | |
| Configuration | fully used |
| Device protection Electrical | |
| Degree of protection (EN IEC 60529) | IP67 |
| Additional condition protection degree | inserted, screwed |

| | |
|---|---|
| Pollution Degree | 3 |
| Rated surge voltage | 2,5 kV |
| Material group (IEC 60664-1) | I |
| Mechanical data Material data | |
| Coating housing | nickel plated |
| Material housing | Brass |
| Material contact carrier | PA |
| Mechanical data Mounting data | |
| Looking techniques | bayonet-locking |
| Environmental characteristics Climatic | |
| Operating temperature min. | -40 °C |
| Operating temperature max. | 90 °C |
| Additional condition temperature range | depending on cable quality |
| Important installation notes | |
| Note on strain relief | Protect the connectors by suitable measures from mechanical loads, e.g. by the usage of cable ties. |
| Note on bending radius | Attention: Observe the permissible bending radii when laying cables, as the IP protection class can be endangered by excessive bending forces. |
| Conformity | |
| Product standard | IEC 61076-2-116 |
| Resistances Cable | |
| Cable identification | P82 |
| wire arrangement | black 1, black 2, black 3, green-yellow |
| Material wire insulation | PVC |
| Amount wires | 4 |
| Outer diameter insulation | 3,7 mm |
| Outer diameter tolerance core insulation | ± 5 % |
| Conductor crosssection (wire) | 2,5 mm ² |
| Material conductor wire | copper stranded wire, tinned |
| Conductor type (wire) | Strand class 5 |
| Nominal voltage AC max. | 600 V |
| AC withstand voltage (wire - wire) | 2,5 kV |
| Power frequency withstand voltage (wire - jacket) | 2,5 kV |
| Min. operating temperature (static) | -40 °C |
| Max. operating temperature (fixed) | 70 °C |
| Flame resistance | UL 1581 § 1090 IEC 60332-2-2 UL 1581 § 1100 FT2 |
| chemical resistance | Good, application-related testing |
| Gasoline resistance | Good, application-related testing |
| Oil resistance | Good, application-related testing DIN EN 60811-404 |