

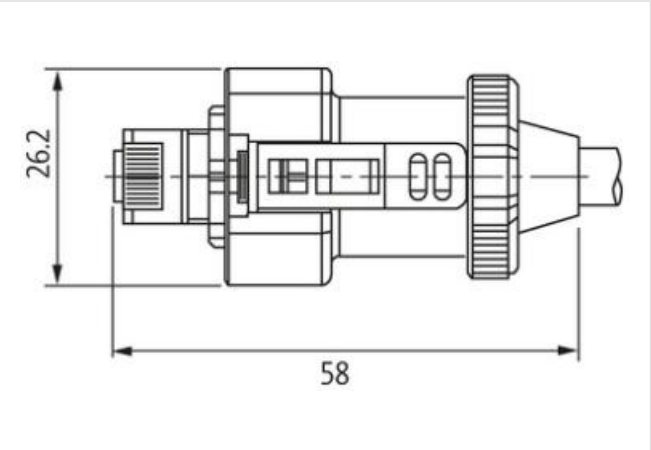
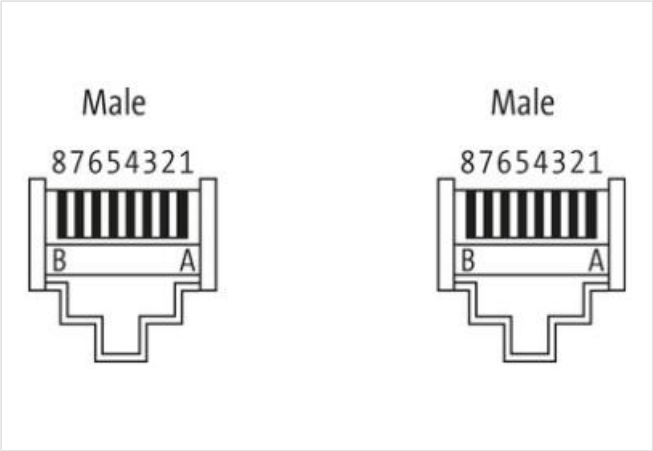

DRIVE CLIQ CABLE

Specification: 6FX8002-2DC20-1BC0

DRIVE-CLiQ signal cable for SINAMICS S120 and motors with DC 24 V wires
Male straight – male straight
DRIVE-CLiQ IP67 - DRIVE CLiQ IP67
Further cable lengths on request.
The resistance to aggressive media should be individually tested for your application. Further details on request.

Link to Product

Illustration



Product may differ from Image

Cable length	12 m
Commercial data	
ECLASS-6.0	27061801
ECLASS-7.0	27061801
ECLASS-8.0	27061801
ECLASS-9.0	27061801
ECLASS-10.1	27060307
ECLASS-11.1	27060307
ECLASS-12.0	27060307

ETIM-5.0	EC000830
customs tariff number	85444210
GTIN	4048879818995
Packaging unit	1
Electrical data Supply	
Operating voltage AC max.	30 V
Operating voltage DC max.	30 V
Current operating per contact max.	1,76 A
Industrial communication	
Transfer parameters	CAT5, Class D (ISO/IEC 11801:2002), (EN 50173-1)
Data transmission rate max.	100 MBit/s
Industrial communication Ethernet functionality	
duplex	Full duplex
Device protection Electrical	
Degree of protection (EN IEC 60529)	IP67
Pollution Degree	3
Rated surge voltage	0,5 kV
Material group (IEC 60664-1)	II
Mechanical data Material data	
Coating housing	Nickel
Material housing	Zinc die-casting
Mechanical data Mounting data	
Looking techniques	DRIVE-CLiQ
Environmental characteristics Climatic	
Operating temperature min.	-20 °C
Operating temperature max.	80 °C
Additional condition temperature range	depending on cable quality
Important installation notes	
Note on strain relief	Protect the connectors by suitable measures from mechanical loads, e.g. by the usage of cable ties.
Note on bending radius	Attention: Observe the permissible bending radii when laying cables, as the IP protection class can be endangered by excessive bending forces.
Installation Cable	
Cable identification	880
Jacket Color	green
Amount stranding	2
Stranding	2 wires twisted
Stranding (type 2)	2 wires around Stranding combination twisted
Cable shielding (type)	copper braiding, bare
Cable shielding (coverage)	85 %
wire arrangement	green, yellow, pink, blue, red, black
Cable weight	75,9 g/m
Material jacket	PUR
Outer-diameter (jacket)	6,9 mm
Tolerance outer diameter (sheath)	± 5 %
Material wire insulation	Polyolefin
Amount wires	4
Conductor crosssection (wire)	0,2 mm ²
Material wire insulation (Data)	Polyolefin
Amount wires (Data)	2
Conductor crosssection wire (Data)	0,38 mm ²
Min. operating temperature (static)	-20 °C

Max. operating temperature (fixed)	80 °C
Operating temperature min. (dynamic)	-20 °C
Operating temperature max. (dynamic)	60 °C
Flame resistance	UL 1581 § 1090 UL 1581 § 1100 FT2 IEC 60332-2-2
chemical resistance	Good, application-related testing
Gasoline resistance	Good, application-related testing
Oil resistance	Good, application-related testing DIN EN 60811-404
Bending radius (installation)	x Outer diameter
Bending radius (fixed)	x Outer diameter
Bending radius (dynamic)	10 x Outer diameter
Travel speed (C-track)	5 Mio.
Torsion stress	± 30 °/m