

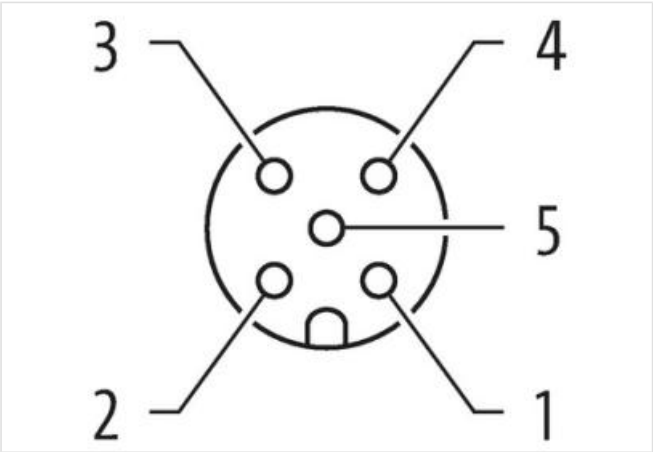
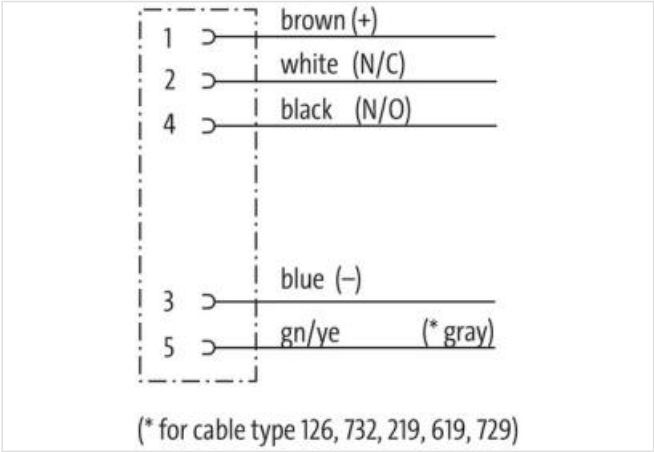
M12 female recept. A-cod. front F&B

PP-wires 5x0.34 0.5m

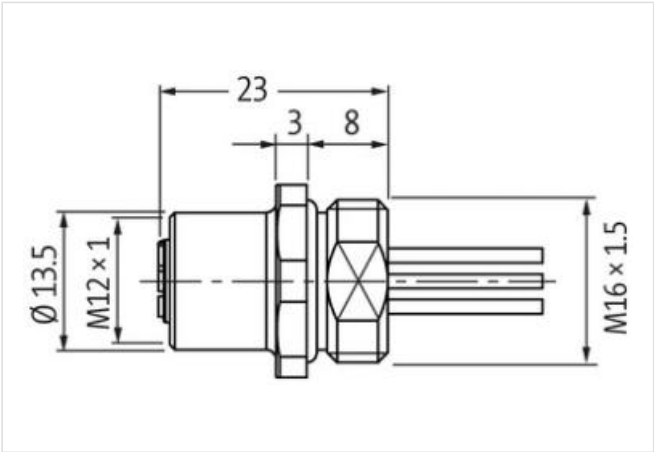
F&B
Flange female
M12, 5-pole
Front mounting
with multi-strand wire
Stainless steel 1.4404 (V4A)

Link to Product

Illustration



Product may differ from Image



Cable length 0,5 m

Side 1

Tightening torque 0,6 Nm

Mounting method	inserted, screwed
Coating contact	gold plated
Family construction form	M12
Thread	M12 x 1
Coding	A
Material contact	Copper alloy
No. of poles	5
Degree of protection (EN IEC 60529)	IP67, IP69K

Side 2

Coating contact	gold plated
-----------------	-------------

Commercial data

ECLASS-6.0	27279218
ECLASS-6.1	27279220
ECLASS-7.0	27440103
ECLASS-8.0	27440103
ECLASS-9.0	27440103
ECLASS-10.1	27440103
ECLASS-11.1	27440103
ECLASS-12.0	27440103
ETIM-5.0	EC001855
customs tariff number	85444290
GTIN	4048879363723
Packaging unit	1

Electrical data | Supply

Operating voltage AC max.	125 V
Operating voltage DC max.	125 V
Current operating per contact max.	4 A

Diagnostics

Status indication LED	no
-----------------------	----

Installation | Connection

Mounting set	M16 x 1.5
Width across flats	SW19

Device protection | Electrical

Protection NEMA	3, 4, 6P
Pollution Degree	3
Rated surge voltage	1,5 kV
Material group (IEC 60664-1)	I

Mechanical data

Contour for corrugated hose	without
-----------------------------	---------

Mechanical data | Material data

Material gasket	EPDM
Material housing	Stainless steel 1.4404 (V4A)
Locking material	Stainless steel 1.4404 (V4A)

Mechanical data | Mounting data

Mounting method	inserted, screwed, Shaking protection
-----------------	---------------------------------------

Environmental characteristics | Climatic

Operating temperature min.	-25 °C
Operating temperature max.	85 °C
Additional condition temperature range	depending on cable quality

Important installation notes

Note on strain relief Protect the connectors by suitable measures from mechanical loads, e.g. by the usage of cable ties.

Note on bending radius **Attention:** Observe the permissible bending radii when laying cables, as the IP protection class can be endangered by excessive bending forces.

Conformity

Product standard DIN EN 61076-2-101 (M12)

Approvals

UL 50E yes

Resistances | Cable

Cable identification 972

wire arrangement brown, white, blue, black, gray

Material wire insulation PUR

Amount wires 5

Outer diameter insulation 1,3 mm

Outer diameter tolerance core insulation $\pm 5 \%$

Amount strands (wire) 19

Diameter of single wires 0,15 mm

Conductor crosssection (wire) 0,34 mm²

Material conductor wire copper stranded wire, tinned

Conductor type (wire) Strand class 5

Nominal voltage AC max. 300 V

Electrical resistance line constant wire 58 Ω /km @ 20 °C

AC withstand voltage (wire - wire) 1,5 kV

Power frequency withstand voltage (wire - jacket) 1,5 kV

Min. operating temperature (static) -40 °C

Max. operating temperature (fixed) 90 °C

Operating temperature min. (dynamic) -25 °C

Operating temperature max. (dynamic) 90 °C

Flame resistance UL 1581 § 1100 FT2 | UL 1581 § 1090 | IEC 60332-2-2

chemical resistance Good, application-related testing

Gasoline resistance Good, application-related testing

Oil resistance Good, application-related testing | DIN EN 60811-404